

**Institution: Bemidji State University (173124)**

**User ID: 88G5321**

### Completions Overview

Welcome to the IPEDS Completions survey component. The Completions component is one of several IPEDS components that is conducted during the Fall data collection period. It collects the number of degrees and certificates awarded by field of study, level of award, race/ethnicity, and gender. The reporting period for the Completions component is during the 12-month time period beginning July 1 of the previous calendar year and ending June 30 of the current calendar year; therefore, for this year's Completions component, the reporting period is between July 1, 2015 and June 30, 2016. The Completions component is also collecting the number of students (e.g., completers) who earned awards between July 1, 2015 and June 30, 2016.

### Completions Common Errors

Some common completions component errors include the following:

- Including award levels on your current year Completions that were not reported on your previous year's (PY) Institutional Characteristics (IC). [Award levels in the PY IC component cannot be changed; therefore, contact the IPEDS Help Desk at 1-877-225-2568 if you need assistance.]
- Forgetting to select CIP codes for new programs of study that are offered by the institution, but do not have completions for the reporting period.
- Forgetting to enter in zero in at least one of the cells for CIP codes that do not have completions.

### Recent Changes

- The following question on **distance education** has been added to the bottom of each individual "CIP Data" screen:  
"Is this program offered as a distance education program?"
- The following two screens, which collect data specifically on students were added to this component, beginning in the 2013-14 survey year:
  - **"All Completers"** - Collects the number of students who earned an award between July 1, 2015 and June 30, 2016 by gender and race/ethnicity. (The intent of this screen is to collect an **unduplicated count** of total numbers of completers.)
  - **"Completers by Level"** - Collects the number of students who earned an award between July 1, 2015 and June 30, 2016 by award level and 1) by gender; 2) by race/ethnicity; and 3) by age.
- The definition for Post-baccalaureate Certificate has changed slightly for the 2016-17 collection. The new definition is as follows: **An award that requires completion of an organized program of study beyond the bachelor's. It is designed for persons who have completed a baccalaureate degree, but does not meet the requirements of a master's degree.**

**NOTE: Even though Teacher Preparation certificate programs may require a bachelor's degree for admission, they are considered sub-baccalaureate undergraduate programs, and students in these programs are undergraduate students.**

### General Information

CIP Codes:

The [CIP 2010 Website](#) includes a list of new CIP codes, a list of deleted CIP codes, a list of moved CIP Codes, and an online crosswalk of the 2000 CIP and 2010 CIP.

The Resources Page of the CIP 2010 website contains many valuable resources including:

- CIP 2010 Manual and copies of previous editions of the CIP Manual
- Crosswalk between the 2000 CIP codes and the 2010 CIP codes in Excel format

Keep in mind that some information provided by institutions on the Completions component appear in the [College Navigator](#), which is a major tool used by consumers searching for information about postsecondary education. It is therefore vitally important that you include accurate information about your institution.

Survey materials can be downloaded using the following link: [Survey Materials](#).

The prior year revision system can be accessed using the following link: [Prior Year Revision System](#)

## Completions CIP Data

CIPCODE	Award Level	Major	Gender	Non Resident Alien	Hispanic / Latino	American Indian or Alaska Native	Asian	Black or African American	Native Hawaiian or Other Pacific Islander	White	Two or more Races	Race/ ethnicity unknown	Total	distance education program
03.0103 Environmental Studies	5 - Bachelor's degree	1	Men	0	0	0	0	0	0	10	0	0	10	
			Women	0	0	0	0	0	0	2	0	0	2	
			Total	0	0	0	0	0	0	12	0	0	12	No
03.0103 Environmental Studies	7 - Master's degree	1	Men	0	0	0	0	0	0	1	0	0	1	
			Women	0	0	0	0	0	0	0	0	0	0	
			Total	0	0	0	0	0	0	1	0	0	1	No
03.0601 Wildlife, Fish and Wildlands Science and Management	5 - Bachelor's degree	1	Men	0	1	0	0	0	0	1	0	0	2	
			Women	0	0	0	0	0	0	1	0	0	1	
			Total	0	1	0	0	0	0	2	0	0	3	No
03.0601 Wildlife, Fish and Wildlands Science and Management	5 - Bachelor's degree	2	Men	0	0	0	0	0	0	1	0	0	1	
			Women	0	0	0	0	0	0	0	0	0	0	
			Total	0	0	0	0	0	0	1	0	0	1	No
05.0202 American Indian/Native American Studies	5 - Bachelor's degree	1	Men	0	0	0	0	0	0	0	0	0	0	
			Women	0	0	3	0	0	0	0	0	0	3	
			Total	0	0	3	0	0	0	0	0	0	3	No
05.0202 American Indian/Native American Studies	5 - Bachelor's degree	2	Men	0	0	0	0	0	0	0	0	0	0	
			Women	0	0	0	0	0	0	0	0	0	0	
			Total	0	0	0	0	0	0	0	0	0	0	No
09.0102 Mass Communication/Media Studies	5 - Bachelor's degree	1	Men	0	0	0	0	0	0	5	0	0	5	
			Women	0	0	0	0	0	0	7	0	0	7	
			Total	0	0	0	0	0	0	12	0	0	12	No
11.0401 Information Science/Studies	5 - Bachelor's degree	1	Men	0	0	0	0	0	0	2	0	0	2	
			Women	0	0	0	0	0	0	0	0	0	0	
			Total	0	0	0	0	0	0	2	0	0	2	No
11.0401 Information Science/Studies	5 - Bachelor's degree	2	Men	0	0	0	0	0	0	0	0	0	0	
			Women	0	0	0	0	0	0	0	0	0	0	
			Total	0	0	0	0	0	0	0	0	0	0	No
11.0701 Computer Science	5 - Bachelor's degree	1	Men	1	0	0	0	0	0	13	0	1	15	
			Women	0	0	0	0	0	0	3	0	0	3	
			Total	1	0	0	0	0	0	16	0	1	18	No
11.0701 Computer Science	5 - Bachelor's degree	2	Men	0	0	0	0	0	0	0	0	0	0	
			Women	0	0	0	0	0	0	0	0	0	0	
			Total	0	0	0	0	0	0	0	0	0	0	No
13.0101 Education, General	7 - Master's degree	1	Men	0	0	0	0	0	0	2	1	0	3	
			Women	0	1	0	0	0	0	2	1	0	4	
			Total	0	1	0	0	0	0	4	2	0	7	Yes
13.0301 Curriculum and Instruction	7 - Master's degree	1	Men	0	0	0	0	0	0	1	0	0	1	
			Women	0	0	0	1	0	0	3	0	0	4	
			Total	0	0	0	1	0	0	4	0	0	5	Yes
13.0501 Educational/Instructional Technology	6 - Postbaccalaureate certificates	1	Men	0	0	0	0	0	0	0	0	0	0	
			Women	0	0	0	0	0	0	5	0	0	5	
			Total	0	0	0	0	0	0	5	0	0	5	Yes
13.1001	7 - Master's degree	1	Men	0	0	0	0	0	0	4	0	0	4	

CIPCODE	Award Level	Major	Gender	Non Resident Alien	Hispanic / Latino	American Indian or Alaska Native	Asian	Black or African American	Native Hawaiian or Other Pacific Islander	White	Two or more Races	Race/ ethnicity unknown	Total	distance education program
Special Education and Teaching, General			Women	0	0	0	0	0	0	7	1	0	8	
			Total	0	0	0	0	0	0	11	1	0	12	Yes
13.1202 Elementary Education and Teaching	5 - Bachelor's degree	1	Men	0	0	1	0	0	0	8	1	0	10	
			Women	0	1	0	0	0	0	86	1	0	88	
13.1202 Elementary Education and Teaching	5 - Bachelor's degree	2	Total	0	1	1	0	0	0	94	2	0	98	Yes
			Men	0	0	0	0	0	0	0	0	0	0	
13.1209 Kindergarten/Preschool Education and Teaching	5 - Bachelor's degree	1	Women	0	0	0	0	0	0	0	0	0	0	
			Total	0	0	0	0	0	0	0	0	0	0	No
13.1302 Art Teacher Education	5 - Bachelor's degree	1	Men	0	0	0	0	0	0	0	0	0	0	
			Women	0	0	0	0	0	0	0	0	0	0	
13.1305 English/Language Arts Teacher Education	5 - Bachelor's degree	1	Total	0	0	0	0	0	0	0	0	0	0	No
			Men	0	0	0	0	0	0	1	0	0	1	
13.1305 English/Language Arts Teacher Education	7 - Master's degree	1	Women	0	0	0	0	0	0	3	0	0	3	
			Total	0	0	0	0	0	0	4	0	0	4	No
13.1305 English/Language Arts Teacher Education	5 - Bachelor's degree	2	Men	0	0	0	0	0	0	0	0	0	0	
			Women	0	0	0	0	0	0	0	0	0	0	
13.1307 Health Teacher Education	5 - Bachelor's degree	1	Total	0	0	0	0	0	0	4	0	0	4	
			Men	0	0	0	0	0	0	3	0	1	4	
13.1307 Health Teacher Education	5 - Bachelor's degree	2	Women	0	0	0	0	0	0	7	0	1	8	No
			Total	0	0	0	0	0	0	0	0	0	0	No
13.1309 Technology Teacher Education/Industrial Arts Teacher Education	5 - Bachelor's degree	1	Men	0	0	0	0	0	0	0	0	0	0	
			Women	0	0	0	0	0	0	0	0	0	0	
13.1309 Technology Teacher Education/Industrial Arts Teacher Education	7 - Master's degree	1	Total	0	0	0	0	0	0	0	0	0	0	No
			Men	0	0	0	0	0	0	0	0	0	0	
13.1311 Mathematics Teacher Education	5 - Bachelor's degree	1	Women	0	0	0	0	0	0	4	0	0	4	
			Total	0	0	0	0	0	0	5	0	0	5	No
13.1311 Mathematics Teacher Education	7 - Master's degree	1	Men	0	0	0	0	0	0	2	0	0	2	
			Women	0	0	0	0	0	0	0	0	0	0	
13.1311 Mathematics Teacher Education	5 - Bachelor's degree	2	Total	0	0	0	0	0	0	2	0	0	2	No
			Men	0	0	0	0	0	0	1	0	0	1	
13.1311 Mathematics Teacher Education	5 - Bachelor's degree	2	Women	0	0	0	0	0	0	0	0	0	0	
			Total	0	0	0	0	0	0	1	0	0	1	No

CIPCODE	Award Level	Major	Gender	Non Resident Alien	Hispanic / Latino	American Indian or Alaska Native	Asian	Black or African American	Native Hawaiian or Other Pacific Islander	White	Two or more Races	Race/ ethnicity unknown	Total	distance education program
13.1312 Music Teacher Education	5 - Bachelor's degree	1	Men	0	0	0	0	0	0	1	0	0	1	
			Women	0	0	0	0	0	0	2	1	0	3	
			Total	0	0	0	0	0	0	3	1	0	4	No
13.1314 Physical Education Teaching and Coaching	1 - Awards of less than 1 academic year	1	Men	0	0	0	0	0	0	6	1	0	7	
			Women	0	0	0	0	0	0	18	0	0	18	
			Total	0	0	0	0	0	0	24	1	0	25	No
13.1314 Physical Education Teaching and Coaching	5 - Bachelor's degree	1	Men	0	0	0	0	0	0	1	0	1	2	
			Women	1	0	0	0	0	0	1	0	0	2	
			Total	1	0	0	0	0	0	2	0	1	4	No
13.1314 Physical Education Teaching and Coaching	7 - Master's degree	1	Men	0	0	0	0	0	0	2	0	0	2	
			Women	0	0	0	0	0	0	0	0	0	0	
			Total	0	0	0	0	0	0	2	0	0	2	No
13.1314 Physical Education Teaching and Coaching	5 - Bachelor's degree	2	Men	0	0	0	0	0	0	4	0	0	4	
			Women	0	0	0	0	0	0	3	0	0	3	
			Total	0	0	0	0	0	0	7	0	0	7	No
13.1316 Science Teacher Education/General Science Teacher Education	5 - Bachelor's degree	1	Men	0	0	0	0	0	0	1	0	0	1	
			Women	0	0	0	0	0	0	2	0	0	2	
			Total	0	0	0	0	0	0	3	0	0	3	No
13.1316 Science Teacher Education/General Science Teacher Education	7 - Master's degree	1	Men	0	0	0	0	0	0	0	0	0	0	
			Women	0	0	0	0	0	0	0	0	0	0	
			Total	0	0	0	0	0	0	0	0	0	0	No
13.1318 Social Studies Teacher Education	5 - Bachelor's degree	1	Men	0	1	0	0	0	0	5	0	0	6	
			Women	0	0	0	0	0	0	3	0	0	3	
			Total	0	1	0	0	0	0	8	0	0	9	No
13.1319 Technical Teacher Education	5 - Bachelor's degree	1	Men	0	0	0	0	0	0	1	0	0	1	
			Women	0	0	0	0	0	0	0	0	0	0	
			Total	0	0	0	0	0	0	1	0	0	1	No
13.1330 Spanish Language Teacher Education	5 - Bachelor's degree	1	Men	0	0	0	0	0	0	0	0	0	0	
			Women	0	0	0	0	0	0	1	0	0	1	
			Total	0	0	0	0	0	0	1	0	0	1	No
15.0000 Engineering Technology, General	5 - Bachelor's degree	1	Men	2	1	0	0	0	0	17	0	0	20	
			Women	0	0	0	0	0	0	0	0	0	0	
			Total	2	1	0	0	0	0	17	0	0	20	Yes
15.0399 Electrical and Electronic Engineering Technologies/Technicians, Other	5 - Bachelor's degree	1	Men	0	0	0	0	0	0	0	0	0	0	
			Women	0	0	0	0	0	0	0	0	0	0	
			Total	0	0	0	0	0	0	0	0	0	0	No
15.0612 Industrial Technology/Technician	5 - Bachelor's degree	1	Men	0	1	1	0	0	0	16	0	1	19	
			Women	0	0	0	0	0	0	1	0	0	1	
			Total	0	1	1	0	0	0	17	0	1	20	No
15.0612 Industrial Technology/Technician	5 - Bachelor's degree	2	Men	0	0	0	0	0	0	0	0	0	0	
			Women	0	0	0	0	0	0	0	0	0	0	
			Total	0	0	0	0	0	0	0	0	0	0	Yes
15.1501		1	Men	1	0	0	0	0	0	6	0	0	7	

CIPCODE	Award Level	Major	Gender	Non Resident Alien	Hispanic / Latino	American Indian or Alaska Native	Asian	Black or African American	Native Hawaiian or Other Pacific Islander	White	Two or more Races	Race/ ethnicity unknown	Total	distance education program
Engineering/Industrial Management	5 - Bachelor's degree		Women	0	0	0	0	0	0	0	0	1	1	
			Total	1	0	0	0	0	0	6	0	1	8	Yes
15.1501 Engineering/Industrial Management	7 - Master's degree	1	Men	0	0	0	0	0	0	1	0	0	1	
			Women	0	0	0	0	0	0	0	0	0	0	
			Total	0	0	0	0	0	0	1	0	0	1	Yes
15.1501 Engineering/Industrial Management	5 - Bachelor's degree	2	Men	1	0	0	0	0	0	6	0	0	7	
			Women	0	0	0	0	0	0	0	0	0	0	
			Total	1	0	0	0	0	0	6	0	0	7	Yes
16.0905 Spanish Language and Literature	5 - Bachelor's degree	1	Men	0	0	0	0	0	0	0	0	0	0	
			Women	0	0	0	0	0	0	2	0	0	2	
			Total	0	0	0	0	0	0	2	0	0	2	No
16.1001 American Indian/Native American Languages, Literatures, and Linguistics	1 - Awards of less than 1 academic year	1	Men	0	0	1	0	0	0	0	0	0	1	
			Women	0	1	2	0	0	0	0	0	0	3	
			Total	0	1	3	0	0	0	0	0	0	4	No
23.0101 English Language and Literature, General	5 - Bachelor's degree	1	Men	0	0	0	0	0	0	3	0	0	3	
			Women	0	0	0	0	0	0	10	0	0	10	
			Total	0	0	0	0	0	0	13	0	0	13	No
23.0101 English Language and Literature, General	7 - Master's degree	1	Men	0	0	0	0	0	0	2	0	0	2	
			Women	0	0	0	0	0	0	1	1	0	2	
			Total	0	0	0	0	0	0	3	1	0	4	No
23.0101 English Language and Literature, General	5 - Bachelor's degree	2	Men	0	0	0	0	0	0	0	0	0	0	
			Women	0	0	0	0	0	0	0	0	0	0	
			Total	0	0	0	0	0	0	0	0	0	0	No
23.1302 Creative Writing	5 - Bachelor's degree	1	Men	0	0	1	0	0	0	1	0	0	2	
			Women	0	0	0	0	0	0	7	0	1	8	
			Total	0	0	1	0	0	0	8	0	1	10	No
23.1302 Creative Writing	5 - Bachelor's degree	2	Men	0	0	0	0	0	0	0	0	0	0	
			Women	0	0	0	0	0	0	0	0	0	0	
			Total	0	0	0	0	0	0	0	0	0	0	No
23.1303 Professional, Technical, Business, and Scientific Writing	1 - Awards of less than 1 academic year	1	Men	0	0	0	0	0	0	0	0	0	0	
			Women	0	0	0	0	0	0	2	0	0	2	
			Total	0	0	0	0	0	0	2	0	0	2	No
23.1303 Professional, Technical, Business, and Scientific Writing	6 - Postbaccalaureate certificates	1	Men	0	0	0	0	0	0	0	0	0	0	
			Women	0	0	0	0	0	0	1	0	0	1	
			Total	0	0	0	0	0	0	1	0	0	1	No
24.0101 Liberal Arts and Sciences/Liberal Studies	3 - Associate's degree	1	Men	0	0	0	0	0	0	19	2	0	21	
			Women	0	0	1	0	0	0	35	1	0	37	
			Total	0	0	1	0	0	0	54	3	0	58	No
24.0101 Liberal Arts and Sciences/Liberal Studies	5 - Bachelor's degree	1	Men	0	0	0	0	0	0	2	0	2	4	
			Women	0	0	0	0	0	0	3	0	0	3	
			Total	0	0	0	0	0	0	5	0	2	7	No
24.0101 Liberal Arts and Sciences/Liberal Studies	5 - Bachelor's degree	2	Men	0	0	0	0	0	0	1	0	0	1	
			Women	0	0	0	0	0	0	0	0	0	0	
			Total	0	0	0	0	0	0	1	0	0	1	No

CIPCODE	Award Level	Major	Gender	Non Resident Alien	Hispanic / Latino	American Indian or Alaska Native	Asian	Black or African American	Native Hawaiian or Other Pacific Islander	White	Two or more Races	Race/ ethnicity unknown	Total	distance education program
24.0103 Humanities/Humanistic Studies	5 - Bachelor's degree	1	Men	0	0	0	0	0	0	0	0	0	0	
			Women	0	0	0	1	0	0	1	0	0	2	
			Total	0	0	0	1	0	0	1	0	0	2	No
24.0103 Humanities/Humanistic Studies	5 - Bachelor's degree	2	Men	0	0	0	0	0	0	0	0	0	0	
			Women	0	0	0	0	0	0	0	0	0	0	
			Total	0	0	0	0	0	0	0	0	0	0	No
26.0101 Biology/Biological Sciences, General	5 - Bachelor's degree	1	Men	0	0	0	0	0	0	18	0	0	18	
			Women	2	1	0	0	0	0	28	0	0	31	
			Total	2	1	0	0	0	0	46	0	0	49	No
26.0101 Biology/Biological Sciences, General	7 - Master's degree	1	Men	0	0	0	0	0	0	1	0	0	1	
			Women	0	0	0	0	0	0	1	0	0	1	
			Total	0	0	0	0	0	0	2	0	0	2	No
26.0101 Biology/Biological Sciences, General	5 - Bachelor's degree	2	Men	0	0	0	0	0	0	0	0	0	0	
			Women	0	0	0	0	0	0	0	0	0	0	
			Total	0	0	0	0	0	0	0	0	0	0	No
26.1304 Aquatic Biology/Limnology	5 - Bachelor's degree	1	Men	0	0	0	0	0	0	11	2	0	13	
			Women	0	0	0	0	0	0	1	0	0	1	
			Total	0	0	0	0	0	0	12	2	0	14	No
26.1304 Aquatic Biology/Limnology	5 - Bachelor's degree	2	Men	0	0	0	0	0	0	1	0	0	1	
			Women	0	0	0	0	0	0	0	0	0	0	
			Total	0	0	0	0	0	0	1	0	0	1	No
27.0101 Mathematics, General	5 - Bachelor's degree	1	Men	0	0	0	0	0	0	4	0	0	4	
			Women	0	0	0	0	0	0	3	0	0	3	
			Total	0	0	0	0	0	0	7	0	0	7	No
27.0101 Mathematics, General	5 - Bachelor's degree	2	Men	0	0	0	0	0	0	1	0	0	1	
			Women	0	0	0	0	0	0	0	0	0	0	
			Total	0	0	0	0	0	0	1	0	0	1	No
30.2001 International/Global Studies	5 - Bachelor's degree	1	Men	0	0	0	0	0	0	0	0	0	0	
			Women	0	0	0	0	0	0	0	0	0	0	
			Total	0	0	0	0	0	0	0	0	0	0	No
30.2001 International/Global Studies	5 - Bachelor's degree	2	Men	0	0	0	0	0	0	0	0	0	0	
			Women	0	0	0	0	0	0	1	0	0	1	
			Total	0	0	0	0	0	0	1	0	0	1	No
30.9999 Multi-/Interdisciplinary Studies, Other	5 - Bachelor's degree	1	Men	0	0	0	0	0	0	2	1	0	3	
			Women	0	0	0	0	0	0	6	1	0	7	
			Total	0	0	0	0	0	0	8	2	0	10	No
31.0504 Sport and Fitness Administration/Management	5 - Bachelor's degree	1	Men	1	1	0	0	1	0	6	1	0	10	
			Women	0	0	0	0	0	0	2	0	0	2	
			Total	1	1	0	0	1	0	8	1	0	12	No
31.0505 Kinesiology and Exercise Science	5 - Bachelor's degree	1	Men	1	0	0	0	0	0	8	0	0	9	
			Women	4	2	0	0	0	0	14	0	0	20	
			Total	5	2	0	0	0	0	22	0	0	29	No
31.0505 Kinesiology and Exercise Science	5 - Bachelor's degree	2	Men	0	0	0	0	0	0	0	0	0	0	
			Women	0	0	0	0	0	0	0	0	0	0	
			Total	0	0	0	0	0	0	0	0	0	0	No
38.0101		1	Men	0	0	1	0	0	0	1	0	0	2	

[illegible]

CIPCODE	Award Level	Major	Gender	Non Resident Alien	Hispanic / Latino	American Indian or Alaska Native	Asian	Black or African American	Native Hawaiian or Other Pacific Islander	White	Two or more Races	Race/ ethnicity unknown	Total	distance education program
45.0601 Economics, General	5 - Bachelor's degree	2	Total	0	0	0	0	0	0	1	0	0	1	No
			Men	0	0	0	0	0	0	1	0	0	1	
			Women	0	0	0	0	0	0	0	0	0	0	
			Total	0	0	0	0	0	0	1	0	0	1	No
45.0701 Geography	5 - Bachelor's degree	1	Men	0	0	0	0	0	0	5	0	0	5	
			Women	0	0	0	0	0	0	1	0	0	1	
			Total	0	0	0	0	0	0	6	0	0	6	No
45.0701 Geography	5 - Bachelor's degree	2	Men	0	0	0	0	0	0	0	0	0	0	
			Women	0	0	0	0	0	0	0	0	0	0	
			Total	0	0	0	0	0	0	0	0	0	0	No
45.1001 Political Science and Government, General	5 - Bachelor's degree	1	Men	0	0	0	0	0	0	4	0	0	4	
			Women	0	0	0	0	0	0	2	0	0	2	
			Total	0	0	0	0	0	0	6	0	0	6	No
45.1001 Political Science and Government, General	5 - Bachelor's degree	2	Men	0	0	0	0	0	0	0	0	0	0	
			Women	0	0	0	0	0	0	0	0	0	0	
			Total	0	0	0	0	0	0	0	0	0	0	No
45.1101 Sociology	5 - Bachelor's degree	1	Men	0	0	0	0	0	0	0	0	1	1	
			Women	0	0	0	0	0	0	0	0	0	0	
			Total	0	0	0	0	0	0	0	0	1	1	No
45.1101 Sociology	5 - Bachelor's degree	2	Men	0	0	0	0	0	0	1	0	0	1	
			Women	0	0	0	0	0	0	0	0	0	0	
			Total	0	0	0	0	0	0	1	0	0	1	No
46.0412 Building/Construction Site Management/Manager	5 - Bachelor's degree	1	Men	0	0	0	0	0	0	0	0	0	0	
			Women	0	0	0	0	0	0	0	0	0	0	
			Total	0	0	0	0	0	0	0	0	0	0	No
50.0401 Design and Visual Communications, General	5 - Bachelor's degree	1	Men	0	0	0	0	0	0	10	0	0	10	
			Women	2	1	0	0	1	0	18	0	0	22	
			Total	2	1	0	0	1	0	28	0	0	32	No
50.0402 Commercial and Advertising Art	5 - Bachelor's degree	1	Men	0	0	0	0	0	0	2	0	0	2	
			Women	0	0	0	0	0	0	0	0	0	0	
			Total	0	0	0	0	0	0	2	0	0	2	No
50.0402 Commercial and Advertising Art	5 - Bachelor's degree	2	Men	0	0	0	0	0	0	0	0	0	0	
			Women	0	0	0	0	0	0	0	0	0	0	
			Total	0	0	0	0	0	0	0	0	0	0	No
50.0501 Drama and Dramatics/Theatre Arts, General	5 - Bachelor's degree	1	Men	0	0	0	0	0	0	0	0	0	0	
			Women	0	0	0	0	0	0	0	0	0	0	
			Total	0	0	0	0	0	0	0	0	0	0	No
50.0701 Art/Art Studies, General	5 - Bachelor's degree	1	Men	0	0	0	0	0	0	0	0	0	0	
			Women	0	0	0	0	0	0	1	0	0	1	
			Total	0	0	0	0	0	0	1	0	0	1	No
50.0701 Art/Art Studies, General	5 - Bachelor's degree	2	Men	0	0	0	0	0	0	0	0	0	0	
			Women	0	0	0	0	0	0	0	0	0	0	
			Total	0	0	0	0	0	0	0	0	0	0	No
50.0901 Music, General	5 - Bachelor's degree	1	Men	0	0	0	0	0	0	4	0	0	4	
			Women	0	1	0	0	0	0	2	1	0	4	



CIPCODE	Award Level	Major	Gender	Non Resident Alien	Hispanic / Latino	American Indian or Alaska Native	Asian	Black or African American	Native Hawaiian or Other Pacific Islander	White	Two or more Races	Race/ ethnicity unknown	Total	distance education program
			Total	0	1	0	0	0	0	6	1	0	8	No
51.1005	5 - Bachelor's degree	1	Men	0	0	0	0	0	0	1	0	0	1	
Clinical Laboratory Science/Medical Technology/Technologist			Women	0	0	0	0	0	0	0	0	0	0	
			Total	0	0	0	0	0	0	1	0	0	1	No
51.1005	5 - Bachelor's degree	2	Men	0	0	0	0	0	0	1	0	0	1	
Clinical Laboratory Science/Medical Technology/Technologist			Women	0	0	0	0	0	0	2	0	0	2	
			Total	0	0	0	0	0	0	3	0	0	3	No
51.1501	2 - Awards of at least 1 but less than 2 academic years	1	Men	0	0	1	0	0	0	0	0	0	1	
Substance Abuse/Addiction Counseling			Women	0	0	0	0	0	0	1	0	0	1	
			Total	0	0	1	0	0	0	1	0	0	2	No
51.2208	5 - Bachelor's degree	1	Men	0	0	0	0	0	0	0	0	0	0	
Community Health and Preventive Medicine			Women	1	0	0	0	1	0	9	1	0	12	
			Total	1	0	0	0	1	0	9	1	0	12	No
51.2208	5 - Bachelor's degree	2	Men	0	0	0	0	0	0	0	0	0	0	
Community Health and Preventive Medicine			Women	0	0	0	0	0	0	0	0	1	1	
			Total	0	0	0	0	0	0	0	0	1	1	No
51.3801	5 - Bachelor's degree	1	Men	0	0	0	0	1	0	14	0	0	15	
Registered Nursing/Registered Nurse			Women	1	2	3	2	10	0	149	5	1	173	
			Total	1	2	3	2	11	0	163	5	1	188	Yes
52.0201	5 - Bachelor's degree	1	Men	4	2	3	2	0	0	71	1	2	85	
Business Administration and Management, General			Women	1	1	2	0	0	0	53	2	2	61	
			Total	5	3	5	2	0	0	124	3	4	146	Yes
52.0201	7 - Master's degree	1	Men	0	1	0	0	0	0	8	0	0	9	
Business Administration and Management, General			Women	0	0	0	0	0	0	4	0	0	4	
			Total	0	1	0	0	0	0	12	0	0	13	Yes
52.0201	5 - Bachelor's degree	2	Men	0	0	0	0	0	0	0	0	0	0	
Business Administration and Management, General			Women	0	0	0	0	0	0	0	0	0	0	
			Total	0	0	0	0	0	0	0	0	0	0	Yes
52.0208	5 - Bachelor's degree	1	Men	1	0	0	0	0	0	2	0	0	3	
E-Commerce/Electronic Commerce			Women	1	0	0	0	0	0	6	0	1	8	
			Total	2	0	0	0	0	0	8	0	1	11	Yes
52.0208	5 - Bachelor's degree	2	Men	0	0	0	0	0	0	1	0	0	1	
E-Commerce/Electronic Commerce			Women	0	0	0	0	0	0	0	0	0	0	
			Total	0	0	0	0	0	0	1	0	0	1	Yes
52.0211	5 - Bachelor's degree	1	Men	0	0	0	0	0	0	2	0	0	2	
Project Management			Women	0	0	0	0	0	0	0	0	0	0	
			Total	0	0	0	0	0	0	2	0	0	2	No
52.0301	5 - Bachelor's degree	1	Men	1	0	0	0	0	0	15	0	0	16	
Accounting			Women	0	0	0	0	0	0	30	0	0	30	
			Total	1	0	0	0	0	0	45	0	0	46	Yes
52.0301	5 - Bachelor's degree	2	Men	0	0	1	0	0	0	5	0	0	6	
Accounting			Women	0	0	0	0	0	0	3	0	1	4	
			Total	0	0	1	0	0	0	8	0	1	10	Yes
52.1201		1	Men	0	0	0	0	0	0	1	0	0	1	

[illegible]

**Completions: total by first major**

99.0000 Summary Grand Totals	Award Level	Nonresi- dent alien	Hispanic Latino	American Indian or Alaska Native	Asian	Black or African American	Native Hawaiian or Other Pacific Islander	White	Two or more Races	Race/ ethnicity unknown	Total	PY Total
<b>Awards of less than 1 academic year</b>	<b>1</b>											
Men		0	0	1	0	0	0	6	1	0	8	10
Women		0	1	2	0	0	0	20	0	0	23	10
<b>Total</b>		0	1	3	0	0	0	26	1	0	31	20
<b>Awards of at least 1 but less than 2 academic years</b>	<b>2</b>											
Men		0	0	1	0	0	0	0	0	0	1	1
Women		0	0	0	0	0	0	1	0	0	1	4
<b>Total</b>		0	0	1	0	0	0	1	0	0	2	5
<b>Associate's degree</b>	<b>3</b>											
Men		0	0	0	0	0	0	19	2	0	21	20
Women		0	0	1	0	0	0	35	1	0	37	31
<b>Total</b>		0	0	1	0	0	0	54	3	0	58	51
<b>Bachelor's degree</b>	<b>5</b>											
Men		12	8	9	2	2	0	324	9	9	375	389
Women		13	11	16	4	13	0	542	15	7	621	539
<b>Total</b>		25	19	25	6	15	0	866	24	16	996	928
<b>Postbaccalaureate certificates</b>	<b>6</b>											
Men		0	0	0	0	0	0	0	0	0	0	1
Women		0	0	0	0	0	0	6	0	0	6	7
<b>Total</b>		0	0	0	0	0	0	6	0	0	6	8
<b>Master's degree</b>	<b>7</b>											
Men		0	1	0	0	0	0	25	1	0	27	16
Women		0	1	0	1	0	0	19	3	0	24	60
<b>Total</b>		0	2	0	1	0	0	44	4	0	51	76

Grand Total Men		12	9	11	2	2	0	374	13	9	432	437
Grand Total Women		13	13	19	5	13	0	623	19	7	712	651
Grand Total		25	22	30	7	15	0	997	32	16	1144	1088

PY Grand Total Men		13	6	5	4	16	0	376	9	8		437
PY Grand Total Women		10	7	18	5	14	0	573	16	8		651
PY Grand Total		23	13	23	9	30	0	949	25	16		1088

**Completions: total by second major**

99.0000 Summary Grand Totals	Award Level	Nonresident alien	Hispanic Latino	American Indian or Alaska Native	Asian	Black or African American	Native Hawaiian or Other Pacific Islander	White	Two or more Races	Race/ethnicity unknown	Total	PY Total
<b>Bachelor's degree</b>	<b>5</b>											
Men		1	0	1	0	0	0	25	0	0	27	27
Women		0	0	0	0	1	0	14	0	2	17	17
<b>Total</b>		1	0	1	0	1	0	39	0	2	44	44

Grand Total Men		1	0	1	0	0	0	25	0	0	27	27
Grand Total Women		0	0	0	0	1	0	14	0	2	17	17
Grand Total		1	0	1	0	1	0	39	0	2	44	44

PY Grand Total Men		1	0	0	0	1	0	25	0	0		27
PY Grand Total Women		0	1	0	0	0	0	16	0	0		17
PY Grand Total		1	1	0	0	1	0	41	0	0		44

## All Completers

Institutions must report the following information. (Some data will be pre-populated from the completions by CIP code data.)

## All Completers

Number of students by gender and race and ethnicity earning an award between July 1, 2015 and June 30, 2016. Count each student only once, regardless of how many awards he/she earned. The intent of this screen is to collect an unduplicated count of total numbers of *completers*.


- Report Hispanic/Latino individuals of any race as Hispanic/Latino
- Report race for non-Hispanic/Latino individuals only

	Men		Women		Total Students
	Number of Students	Total Awards	Number of Students	Total Awards	
<u>Nonresident alien</u>	12	12	13	13	25
<u>Hispanic/Latino</u>	9	9	12	13	21
<u>American Indian or Alaska Native</u>	9	11	18	19	27
<u>Asian</u>	2	2	5	5	7
<u>Black or African American</u>	2	2	13	13	15
<u>Native Hawaiian or Other Pacific Islander</u>	0	0	0	0	0
<u>White</u>	363	374	591	623	954
<u>Two or more races</u>	11	13	17	19	28
<u>Race and ethnicity unknown</u>	9	9	7	7	16
<b>TOTAL</b>	417	432	676	712	1,093
<b>PY TOTAL</b>	419		630		1,049

Completers by Level		
<div>Institutions must report the following information. This screen will be shown for each of the following award categories for which completions have been reported:</div> <ul style="list-style-type: none"><li>Less than 1-year certificates</li><li>At least 1 but less than 4-year certificates</li><li>Associate's degrees</li><li>Bachelor's degrees</li><li>Master's degrees</li><li>Doctor's degrees</li><li>Postbaccalaureate and post-master's certificates</li></ul>		
Less than 1-year certificates		
<div>Number of students by gender, by race and ethnicity, and by age earning this award between July 1, 2015 and June 30, 2016. Each student should be counted once per award level. For example, if a student earned a master's degree and a doctor's degree, he/she should be counted once in master's and once in doctor's. A student earning two master's degrees should be counted only once.</div> <div><div>•Report Hispanic/Latino individuals of any race as Hispanic/Latino</div><div>•Report race for non-Hispanic/Latino individuals only</div></div>		
	Number of Students	Total Awards
By Gender		
Men	<input type="text" value="8"/>	8
Women	<input type="text" value="23"/>	23
TOTAL	<div><div></div>31</div>	31
PY TOTAL	20	
By Race/Ethnicity		
<u>Nonresident alien</u>	<input type="text" value="0"/>	0
<u>Hispanic/Latino</u>	<input type="text" value="1"/>	1
<u>American Indian or Alaska Native</u>	<input type="text" value="3"/>	3
<u>Asian</u>	<input type="text" value="0"/>	0
<u>Black or African American</u>	<input type="text" value="0"/>	0
<u>Native Hawaiian or Other Pacific Islander</u>		0

	<input type="text" value="0"/>	
<u>White</u>	<input type="text" value="26"/>	26
Two or more races	<input type="text" value="1"/>	1
<u>Race and ethnicity unknown</u>	<input type="text" value="0"/>	0
<b>TOTAL</b>	31	31

--

 <b>By Age</b>		
Under 18	<input type="text" value="0"/>	
18-24	<input type="text" value="28"/>	
25-39	<input type="text" value="3"/>	
40 and Above	<input type="text" value="0"/>	
Age Unknown	<input type="text" value="0"/>	
<b>TOTAL</b>	31	31

## Completers by Level

Institutions must report the following information. This screen will be shown for each of the following award categories for which completions have been reported:

- Less than 1-year certificates
- At least 1 but less than 4-year certificates
- Associate's degrees
- Bachelor's degrees
- Master's degrees
- Doctor's degrees
- Postbaccalaureate and post-master's certificates

## At least 1 but less than 4-year certificates

Number of students by gender, by race and ethnicity, and by age earning this award between July 1, 2015 and June 30, 2016. Each student should be counted once per award level. For example, if a student earned a master's degree and a doctor's degree, he/she should be counted once in master's and once in doctor's. A student earning two master's degrees should be counted only once.


- Report Hispanic/Latino individuals of any race as Hispanic/Latino
- Report race for non-Hispanic/Latino individuals only

	Number of Students	Total Awards
<b>By Gender</b>		
Men	<input type="text" value="1"/>	1
Women	<input type="text" value="1"/>	1
<b>TOTAL</b>	2	2
<b>PY TOTAL</b>	5	
<b>By Race/Ethnicity</b>		
<u>Nonresident alien</u>	<input type="text" value="0"/>	0
<u>Hispanic/Latino</u>	<input type="text" value="0"/>	0
<u>American Indian or Alaska Native</u>	<input type="text" value="1"/>	1
<u>Asian</u>	<input type="text" value="0"/>	0
<u>Black or African American</u>	<input type="text" value="0"/>	0
<u>Native Hawaiian or Other Pacific Islander</u>	<input type="text" value="0"/>	0



<u>White</u>	<input type="text" value="1"/>	1
Two or more races	<input type="text" value="0"/>	0
<u>Race and ethnicity unknown</u>	<input type="text" value="0"/>	0
<b>TOTAL</b>	2	2

--

 <b>By Age</b>		
Under 18	<input type="text" value="0"/>	
18-24	<input type="text" value="1"/>	
25-39	<input type="text" value="1"/>	
40 and Above	<input type="text" value="0"/>	
Age Unknown	<input type="text" value="0"/>	
<b>TOTAL</b>	2	2

Completers by Level

Institutions must report the following information. This screen will be shown for each of the following award categories for which completions have been reported:

- Less than 1-year certificates
- At least 1 but less than 4-year certificates
- Associate's degrees
- Bachelor's degrees
- Master's degrees
- Doctor's degrees
- Postbaccalaureate and post-master's certificates

Associate's degrees


Number of students by gender, by race and ethnicity, and by age earning this award between July 1, 2015 and June 30, 2016. Each student should be counted once per award level. For example, if a student earned a master's degree and a doctor's degree, he/she should be counted once in master's and once in doctor's. A student earning two master's degrees should be counted only once.

- Report Hispanic/Latino individuals of any race as Hispanic/Latino
- Report race for non-Hispanic/Latino individuals only

	Number of Students	Total Awards
By Gender		
Men	21	21
Women	37	37
TOTAL	58	58
PY TOTAL	51	
By Race/Ethnicity		
Nonresident alien	0	0
Hispanic/Latino	0	0
American Indian or Alaska Native	1	1
Asian	0	0
Black or African American	0	0
Native Hawaiian or Other Pacific Islander	0	0

<u>White</u>	<input type="text" value="54"/>	54
Two or more races	<input type="text" value="3"/>	3
<u>Race and ethnicity unknown</u>	<input type="text" value="0"/>	0
<b>TOTAL</b>	58	58

--

 <b>By Age</b>		
Under 18	<input type="text" value="0"/>	
18-24	<input type="text" value="35"/>	
25-39	<input type="text" value="16"/>	
40 and Above	<input type="text" value="7"/>	
Age Unknown	<input type="text" value="0"/>	
<b>TOTAL</b>	58	58

## Completers by Level

Institutions must report the following information. This screen will be shown for each of the following award categories for which completions have been reported:

- Less than 1-year certificates
- At least 1 but less than 4-year certificates
- Associate's degrees
- Bachelor's degrees
- Master's degrees
- Doctor's degrees
- Postbaccalaureate and post-master's certificates

## Bachelor's degrees

Number of students by gender, by race and ethnicity, and by age earning this award between July 1, 2015 and June 30, 2016. Each student should be counted once per award level. For example, if a student earned a master's degree and a doctor's degree, he/she should be counted once in master's and once in doctor's. A student earning two master's degrees should be counted only once.

- Report Hispanic/Latino individuals of any race as Hispanic/Latino
- Report race for non-Hispanic/Latino individuals only


	Number of Students	Total Awards
<b>By Gender</b>		
Men	<input type="text" value="372"/>	375
Women	<input type="text" value="610"/>	621
<b>TOTAL</b>	982	996
PY TOTAL	912	

## By Race/Ethnicity

<u>Nonresident alien</u>	<input type="text" value="25"/>	25
<u>Hispanic/Latino</u>	<input type="text" value="19"/>	19
<u>American Indian or Alaska Native</u>	<input type="text" value="25"/>	25
<u>Asian</u>	<input type="text" value="6"/>	6
<u>Black or African American</u>	<input type="text" value="15"/>	15
<u>Native Hawaiian or Other Pacific Islander</u>	<input type="text" value="0"/>	0

<u>White</u>	<input type="text" value="853"/>	866
Two or more races	<input type="text" value="23"/>	24
<u>Race and ethnicity unknown</u>	<input type="text" value="16"/>	16
<b>TOTAL</b>	982	996

--

 <b>By Age</b>		
Under 18	<input type="text" value="0"/>	
18-24	<input type="text" value="584"/>	
25-39	<input type="text" value="313"/>	
40 and Above	<input type="text" value="85"/>	
Age Unknown	<input type="text" value="0"/>	
<b>TOTAL</b>	982	996

Completers by Level

Institutions must report the following information. This screen will be shown for each of the following award categories for which completions have been reported:

- Less than 1-year certificates
- At least 1 but less than 4-year certificates
- Associate's degrees
- Bachelor's degrees
- Master's degrees
- Doctor's degrees
- Postbaccalaureate and post-master's certificates

Master's degrees


Number of students by gender, by race and ethnicity, and by age earning this award between July 1, 2015 and June 30, 2016. Each student should be counted once per award level. For example, if a student earned a master's degree and a doctor's degree, he/she should be counted once in master's and once in doctor's. A student earning two master's degrees should be counted only once.

- Report Hispanic/Latino individuals of any race as Hispanic/Latino
- Report race for non-Hispanic/Latino individuals only

	Number of Students	Total Awards
By Gender		
Men	<input type="text" value="27"/>	27
Women	<input type="text" value="24"/>	24
TOTAL	51	51
PY TOTAL	76	
By Race/Ethnicity		
Nonresident alien	<input type="text" value="0"/>	0
Hispanic/Latino	<input type="text" value="2"/>	2
American Indian or Alaska Native	<input type="text" value="0"/>	0
Asian	<input type="text" value="1"/>	1
Black or African American	<input type="text" value="0"/>	0
Native Hawaiian or Other Pacific Islander	<input type="text" value="0"/>	0

<u>White</u>	<input type="text" value="44"/>	44
Two or more races	<input type="text" value="4"/>	4
<u>Race and ethnicity unknown</u>	<input type="text" value="0"/>	0
<b>TOTAL</b>	51	51

--

 <b>By Age</b>		
Under 18	<input type="text" value="0"/>	
18-24	<input type="text" value="1"/>	
25-39	<input type="text" value="32"/>	
40 and Above	<input type="text" value="18"/>	
Age Unknown	<input type="text" value="0"/>	
<b>TOTAL</b>	51	51

## Completers by Level

Institutions must report the following information. This screen will be shown for each of the following award categories for which completions have been reported:

- Less than 1-year certificates
- At least 1 but less than 4-year certificates
- Associate's degrees
- Bachelor's degrees
- Master's degrees
- Doctor's degrees
- Postbaccalaureate and post-master's certificates

## Postbaccalaureate and post-master's certificates

Number of students by gender, by race and ethnicity, and by age earning this award between July 1, 2015 and June 30, 2016. Each student should be counted once per award level. For example, if a student earned a master's degree and a doctor's degree, he/she should be counted once in master's and once in doctor's. A student earning two master's degrees should be counted only once.


- Report Hispanic/Latino individuals of any race as Hispanic/Latino
- Report race for non-Hispanic/Latino individuals only

	Number of Students	Total Awards
<b>By Gender</b>		
Men	<input type="text" value="0"/>	0
Women	<input type="text" value="6"/>	6
<b>TOTAL</b>	6	6
<b>PY TOTAL</b>	8	
<b>By Race/Ethnicity</b>		
<u>Nonresident alien</u>	<input type="text" value="0"/>	0
<u>Hispanic/Latino</u>	<input type="text" value="0"/>	0
<u>American Indian or Alaska Native</u>	<input type="text" value="0"/>	0
<u>Asian</u>	<input type="text" value="0"/>	0
<u>Black or African American</u>	<input type="text" value="0"/>	0
<u>Native Hawaiian or Other Pacific Islander</u>	<input type="text" value="0"/>	0



<u>White</u>	<input type="text" value="6"/>	6
Two or more races	<input type="text" value="0"/>	0
<u>Race and ethnicity unknown</u>	<input type="text" value="0"/>	0
<b>TOTAL</b>	6	6

--

 <b>By Age</b>		
Under 18	<input type="text" value="0"/>	
18-24	<input type="text" value="0"/>	
25-39	<input type="text" value="5"/>	
40 and Above	<input type="text" value="1"/>	
Age Unknown	<input type="text" value="0"/>	
<b>TOTAL</b>	6	6

## Summary

IPEDS collects important information regarding your institution. All data reported in IPEDS survey components become available in the IPEDS Data Center and appear as aggregated data in various Department of Education reports. Additionally, some of the reported data appears specifically for your institution through the College Navigator website and is included in your institution's Data Feedback Report (DFR). The purpose of this summary is to provide you an opportunity to view some of the data that, when accepted through the IPEDS quality control process, will appear on the College Navigator website and/or your DFR. College Navigator is updated approximately three months after the data collection period closes and Data Feedback Reports will be available through the [Data Center](#) and sent to your institution's CEO in November 2016.

Please review your data for accuracy. If you have questions about the data displayed below after reviewing the data reported on the survey screens, please contact the IPEDS Help Desk at: 1-877-225-2568 or [ipedshelp@rti.org](mailto:ipedshelp@rti.org).

## Summary of Completions Data

Award Level	Number of Completions	
	1 <sup>st</sup> major	2 <sup>nd</sup> major
<u>Postsecondary award, certificate, or diploma (less than 1 academic year)</u>	31	0
<u>Postsecondary award, certificate, or diploma (at least 1 but less than 2 academic years)</u>	2	0
<u>Associate's degree</u>	58	0
<u>Bachelors degree or equivalent</u>	996	44
<u>Postbaccalaureate certificate</u>	6	0
<u>Master's degree</u>	51	0
Total number of degrees and certificates	1,144	

## Summary of Completers Data

	Number of Students		
	Men	Women	Total
All Completers	417	676	1,093

Completions

Bemidji State University (173124)

Source	Description	Severity	Resolved	Options
Global Edits				
Perform Edits	Current year completions (16) are outside the expected range when compared to completions reported in the prior year (48) for: Women, 2-digit field (13), award level (7). Please correct your data or explain. (Error #10505)	Explanation	Yes	
Reason:	A Masters in education program has closed so the awards are for students who have been in teach out mode.			
Screen: Completers- Less than 1-year certificates				
Screen Entry	The total number of completers (Men + Women) reported for this award level (31) is outside the expected range when compared to the prior year value. Please correct your data or contact the IPEDS Help Desk for assistance. (Error #10584)	Explanation	Yes	
Reason:	The certificate is new and the growth is expected.			