

## Student Financial Aid 2015-16

Institution: Bemidji State University (173124)

User ID: 88G5321

### Overview

#### IPEDS Student Financial Aid Component Overview Public Academic Reporters

Welcome to the Student Financial Aid (SFA) component. The purpose of the SFA component is to collect information about financial aid provided to various groups of undergraduate students and military/veteran educational benefits for all students at your institution.

#### Changes to This Year's SFA Component

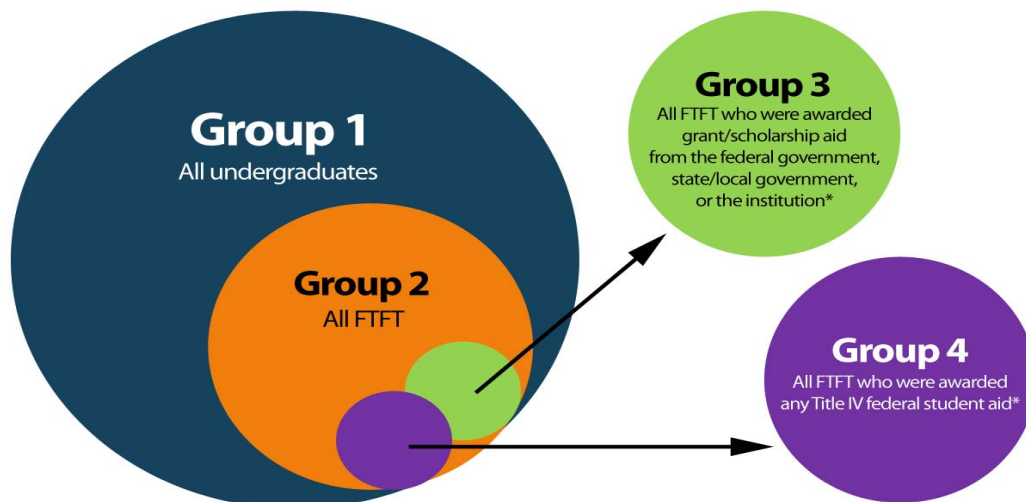
There were no changes implemented for the 2015-16 data collection period.

#### Data Reporting Reminders

##### Undergraduate Student Groups

You will be asked to report information for different groups of students.

- **Group 1:** All undergraduate students
- **Group 2:** Of Group 1, full-time, first-time degree/certificate-seeking students
- **Group 3:** Of Group 2, students who paid the in-state/in-district tuition rate and were awarded any grant/scholarship aid from the federal government, state/local government, or the institution
- **Group 4:** Of Group 2, students who paid the in-state/in-district tuition rate and were awarded any Title IV federal student aid



\*For public institutions, include only those students paying the in-state or in-district tuition rate. For program reporters, include only those students enrolled in the institution's largest program.

#### COA Revisions

Revisions to Cost of Attendance used to calculate the net price of attendance can be made in this component.

Consult the instructions and screens to make sure you are reporting the correct aid amounts for the correct groups of students.

#### College Affordability and Transparency Lists

Net price amounts calculated in SFA will be used to populate the Department's College Affordability and Transparency lists.

**Interactive Edits and Error Messages**

SFA contains interactive edits that will check for blank fields, invalid values, or values that fall outside expected ranges. Some error messages will require you to confirm or explain the values that you entered. Some error messages are fatal and will require you to contact the IPEDS Help Desk at 1-877-225-2568 for resolution.

**Context Boxes**

You will find optional text boxes throughout SFA. Context boxes allow you to provide more information about the data you enter. Some of these context boxes may be made available to the public on College Navigator, so make sure that the information you enter can be understood easily by students, parents, and the general public.

**Resources**

To download the survey materials for this component: [Survey Materials](#)

To access your prior year data submission for this component: [Reported Data](#)


Institution: Bemidji State University (173124)

User ID: 88G5321

**Section 1: Part A****Part A - Establish Your Groups**

Part A establishes the number of students in various groups. Note that the numbers on this screen will be carried forward to other parts of the Student Financial Aid component.

In the fields below, report the number of students in each of the following groups.

		 Fall 2014	YOUR PRIOR YEAR DATA
			Fall 2013
01	<b>Group 1</b> All <u>undergraduate</u> students	<input type="text" value="4,754"/>	<b>4,727</b>
02	<b>Group 2</b> Of those in Group 1, those who are <u>full-time</u> , <u>first-time</u> degree/certificate-seeking	<input type="text" value="787"/>	<b>816</b>
02a	Of those in Group 2, those who were awarded any <u>Federal Work Study</u> , <u>loans to students</u> , or grant or scholarship aid from the federal government, state/local government, the institution, or other sources known to the institution	<input type="text" value="724"/>	<b>756</b>
02b	Of those in Group 2, those who were awarded any <u>loans to students</u> or grant or scholarship aid from the federal government, state/local government, or the institution	<input type="text" value="715"/>	<b>738</b>
03	<b>Group 3</b> Of those in Group 2, those who paid the in-state or in-district tuition rate and were awarded grant or scholarship aid from the federal government, state/local government, or the institution	<input type="text" value="508"/>	<b>490</b>
04	<b>Group 4</b> Of those in Group 2, those who paid the in-state or in-district tuition rate and were awarded any <u>Title IV federal student aid</u>	<input type="text" value="555"/>	<b>556</b>

Institution: Bemidji State University (173124)

User ID: 88G5321

**Section 1: Part B****Part B - Enter Information About Group 1**

Part B includes information about Group 1. Group 1 students are all undergraduate students enrolled in Fall 2014.


For this part, report:

For These Students	The Following Type(s) of Aid	Awarded in This Period
<ul style="list-style-type: none"> <li>All undergraduate students enrolled in Fall 2014</li> </ul>	<ul style="list-style-type: none"> <li>Grant or scholarship aid from the federal government</li> <li>Grant or scholarship aid from state/local government</li> <li>Grant or scholarship aid from the institution</li> <li>Grant or scholarship aid from other sources known to the institution</li> <li>Loans to students from the federal government</li> </ul>	<ul style="list-style-type: none"> <li>Any time during academic year 2014-15</li> </ul>

In the fields below, report the number of Group 1 students and the total amount of aid awarded to these students for each type of aid.

Information from Part A:	Fall 2014
<b>Group 1</b> All undergraduate students (This number is carried forward from Part A, Line 01.)	4,754

Aid Type	2014-15			
	Number of Group 1 students who were awarded aid	Percentage of Group 1 students who were awarded aid	Total amount of aid awarded to Group 1 students	Average amount of aid awarded to Group 1 students
01 Grant or scholarship aid from the federal government, state/local government, the institution, and other sources known to the institution	2,767	58	14,565,002	5,264
02 Pell grants	1,606	34	5,942,441	3,700
03 Federal student loans	2,843	60	19,851,875	6,983

 You may use the space below to provide context for data you've reported above. These context notes may be posted on the College Navigator website and should be written to be understood by students and parents.

Institution: Bemidji State University (173124)

User ID: 88G5321

**Section 1: Part C, Page 1****Part C, Page 1 - Enter Information about Group 2**

Part C includes information about Group 2. Group 2 students are all full-time, first-time degree/certificate-seeking undergraduate students enrolled in Fall 2014.

In the fields below, report the number of Group 2 students paying in-district, in-state, and out-of-state tuition rates. If your institution does not offer different rates, report all students as paying in-state tuition rates.

Information from Part A:			Fall 2014		
<b>Group 2</b> Full-time, first-time degree/certificate-seeking undergraduates (This number is carried forward from Part A, Line 02)			787		
Group 2 students:					YOUR PRIOR YEAR DATA
			Fall 2014		Fall 2013
			Number of Group 2 students	Percentage of Group 2 students	Percentage of Group 2 students
01	01a	<u>paying in-district tuition rates</u>	<input type="text" value="0"/>	0	0
	01b	<u>paying in-state tuition rates</u>	<input type="text" value="710"/>	90	86
	01c	<u>paying out-of-state tuition rates</u>	<input type="text" value="0"/>	0	13
	01d	Unknown (calculated value) This value is calculated using the following formula: [A02-(C01a+C01b+C01c)]	77	10	0

Institution: Bemidji State University (173124)

User ID: 88G5321

**Section 1: Part C, Page 2****Part C, Page 2 - Enter Information about Group 2**


Part C includes financial aid information about Group 2. Group 2 students are all full-time, first-time degree/certificate-seeking undergraduate students enrolled in Fall 2014.

For this part, report:

For These Students	The Following Type(s) of Aid	Awarded in This Period
<ul style="list-style-type: none"> <li>Full-time, first-time degree/certificate-seeking undergraduate students enrolled in Fall 2014</li> </ul>	<ul style="list-style-type: none"> <li>Grant or scholarship aid from the federal government</li> <li>Grant or scholarship aid from state/local government</li> <li>Grant or scholarship aid from the institution</li> <li>Loans to students from the federal government and from other sources, including private or other loans</li> <li>Do <u>not</u> include grant or scholarship aid from private or other sources</li> <li>Do <u>not</u> include PLUS loans or loans made to anyone other than the student</li> </ul>	<ul style="list-style-type: none"> <li>Any time during academic year 2014-15</li> <li>For program reporters, this is the aid year period from July 1, 2014 through June 30, 2015.</li> </ul>

In the fields below, report the number of Group 2 students and the total amount of aid awarded to these students for each type of aid. Enter unduplicated student counts within a category (e.g., Pell grants). However, a student can appear in more than one aid category.

Information from Part A:		Fall 2014
<b>Group 2</b> Full-time, first-time degree/certificate-seeking undergraduates (This number is carried forward from Part A, Line 02)		787
<b>Group 2a</b> Of those in Group 2, those who were awarded any Federal Work Study, loans to students, or grant or scholarship aid from the federal government, state/local government, the institution, or other sources known to the institution (This number is carried forward from Part A, Line 02a)		724
<b>Group 2b</b> Of those in Group 2, those who were awarded any loans to students or grant or scholarship aid from the federal government, state/local government, or the institution (This number is carried forward from Part A, Line 02b)		715
<b>Group 3</b> Of those in Group 2, those who were awarded grant or scholarship aid from the federal government, state/local government, or the institution		508
<b>Aid Type</b>		<b>YOUR PRIOR YEAR DATA</b>

			Fall 2014				Fall 2013
			Number of Group 2 students who were awarded aid	Percentage of Group 2 students who were awarded aid	Total amount of aid awarded to Group 2 students	Average amount of aid awarded to Group 2 students	Average amount of aid awarded to Group 2 students
01	Grants or scholarships from the federal government, state/local government, or the institution		<input type="text" value="564"/>	72	2,797,906	4,961	<b>4,938</b>
	02	<u>Federal grants</u>	<input type="text" value="278"/>	35	1,259,967	4,532	<b>4,552</b>
	02a	<u>Pell grants</u>	<input type="text" value="278"/>	35	<input type="text" value="1,072,087"/>	3,856	<b>3,955</b>
	02b	<u>Other federal grants</u>	<input type="text" value="171"/>	22	<input type="text" value="187,880"/>	1,099	<b>1,112</b>
	03	<u>State/local government grants or scholarships (grants/scholarships/waivers)</u>	<input type="text" value="328"/>	42	<input type="text" value="738,118"/>	2,250	<b>2,222</b>
	04	<u>Institutional grants or scholarships (scholarships/fellowships)</u>	<input type="text" value="367"/>	47	<input type="text" value="799,821"/>	2,179	<b>2,376</b>
05	<u>Loans to students</u>		<input type="text" value="569"/>	72	4,674,393	8,215	<b>7,994</b>
	05a	Federal loans	<input type="text" value="557"/>	71	<input type="text" value="3,254,348"/>	5,843	<b>5,790</b>
	05b	Other loans (including private loans)	<input type="text" value="175"/>	22	<input type="text" value="1,420,045"/>	8,115	<b>7,845</b>
 You may use the space below to provide context for the data you've reported above. These context notes may be posted on the College Navigator website and should be written to be understood by students and parents. For example, institutions may report here other sources of private aid not included in the categories above.							
<div style="border: 1px solid black; height: 100px; width: 100%;"></div>							

Institution: Bemidji State University (173124)

User ID: 88G5321

**Section 1: Comparison Chart**

Comparison Chart				
Based on the information reported on the previous screens for Group 1 (all undergraduates) and Group 2 (full-time, first-time degree/certificate-seeking undergraduates), this comparison chart seeks to help institutions check their reported data. Assuming that the information on Groups 1 and 2 are correct, then the calculated fields for 'All Other Undergraduates' should be the balance (Group 1 minus Group 2). If the balance does not check with your institution's calculations, please correct your reported numbers for Groups 1 and 2 before moving forward with the completion of the SFA survey component.				
<b>Note:</b> Data for the 'All Other Undergraduates' will appear in the IPEDS Data Center for data users, but not in College Navigator.				
		Number of students	Pell grants	Federal Student Loans
01	<b>Group 1 (all undergraduates)</b>	4,754		
02	Number of students who were awarded aid		1,606	2,843
03	Percentage who were awarded aid		34	60
04	Total amount of aid awarded		5,942,441	19,851,875
05	Average amount of aid awarded		3,700	6,983
06	<b>Group 2 (Full-time first-time undergraduates)</b>	787		
07	Number of students who were awarded aid		278	557
08	Percentage who were awarded aid		35	71
09	Total amount of aid awarded		1,072,087	3,254,348
10	Average amount of aid awarded		3,856	5,843
11	<b>All other undergraduates (Line 01 - Line 06)</b>	3,967		
12	Number of students who were awarded aid (Line 02 - Line 07)		1,328	2,286
13	Percentage who were awarded aid (Line 12 / Line 11)		33	58
14	Total amount of aid awarded (Line 04 - Line 09)		4,870,354	16,597,527
15	Average amount of aid awarded (Line 14 / Line 12)		3,667	7,261





Institution: Bemidji State University (173124)

User ID: 88G5321

**Section 1: Cost of Attendance****Cost of attendance for full-time, first-time undergraduate students:**

Please enter the amounts requested below. These data will be made available to the public on College Navigator. If your institution participates in any Title IV programs (Pell, Stafford, etc.), you must complete all information. **Estimates of expenses for books and supplies, room and board, and other expenses are those from the Cost of Attendance report used by the financial aid office in determining financial need. Please talk to your financial aid office to get these numbers, to ensure that you are reporting correctly.**

These numbers are carried forward from Institutional Characteristics and should only be changed if an error was made in the reporting.

Charges for full academic year	2012-13	2013-14	2014-15
<b>Published <u>tuition</u> and <u>required fees</u>:</b>			
Tuition	7,145	7,146	7,146
Required fees	962	978	988
Tuition + fees total	8,107	8,124	8,134
 <u>Books and supplies</u>	862	862	900
<b><u>On-campus</u>:</b>			
<u>Room and board</u>	6,970	7,254	7,470
<u>Other expenses</u>	2,600	2,700	2,800
Room and board and other expenses	9,570	9,954	10,270
<b><u>Off-campus (not with family)</u>:</b>			
<u>Room and board</u>	6,970	7,254	7,470
<u>Other expenses</u>	2,600	2,700	2,800
Room and board and other expenses	9,570	9,954	10,270
<b> <u>Off-campus (with family)</u>:</b>			
<u>Other expenses</u>	2,600	2,700	2,800

Institution: Bemidji State University (173124)

User ID: 88G5321

**Section 1: Part D****Part D - Enter Information about Group 3**

Part D includes financial aid information about Group 3. Group 3 students are all full-time, first-time degree/certificate-seeking undergraduate students enrolled in Fall 2014 who paid the in-state or in-district tuition rate and were awarded grant or scholarship aid from the following sources: the federal government, state/local government, or the institution. The information you report in this part will be used in Part F to calculate average institutional net price.

For this part report:

For These Students	The Following Type(s) of Aid	Awarded in This Period
<ul style="list-style-type: none"> <li>Full-time, first-time degree/certificate-seeking undergraduate students enrolled in Fall 2014 who paid the in-state or in-district tuition rate and were awarded grant or scholarship aid from the following sources: the federal government, state/local government, or the institution</li> <li>Do <u>not</u> include students who were awarded only grant or scholarship aid from private or other sources, or students who were awarded only non-grant aid</li> </ul>	<ul style="list-style-type: none"> <li>Grant or scholarship aid from the federal government</li> <li>Grant or scholarship aid from state/local government</li> <li>Grant or scholarship aid from the institution</li> <li>Do <u>not</u> include grant or scholarship aid from private or other sources</li> </ul>	<ul style="list-style-type: none"> <li>Any time during academic year 2014-15</li> </ul>

In the fields below, report the number of Group 3 students with each type of living arrangement and the total amount of grant or scholarship aid from the federal government, state/local government, or the institution awarded to these students.

Information from Part A:			YOUR PRIOR YEAR DATA 2012-2013	YOUR PRIOR YEAR DATA 2013-2014	2014-2015
<b>Group 3</b> Full-time, first-time degree/certificate-seeking undergraduate students who paid the in-state or in-district tuition rate and were awarded grant or scholarship aid from the following sources: the federal government, state/local government, or the institution (This number is carried forward from Part A, Line 03)			432	490	508
01	Report the number of Group 3 students with the following living arrangements:		YOUR PRIOR YEAR DATA 2012-13	YOUR PRIOR YEAR DATA 2013-14	2014-15
	01a	On-campus	360	419	437
	01b	Off-campus (with family)	28	29	29
	01c	Off-campus (not with family)	42	39	36
	01d	Unknown (calculated) This value is calculated using the following formula: [A03-(D01a+D01b+D01c)]	2	3	6

02	<b>Report the total amount of grant or scholarship aid from the federal government, state/local government, or the institution awarded to Group 3 students</b>	2,305,172	2,460,030	2,577,802
03	Average grant or scholarship aid from the federal government, state/local government, or the institution awarded to Group 3 students (calculated value). This value is calculated using the following formula: [D02/A03]	5,336	5,020	5,074

You may use the space below to provide context for the data you've reported above.

Institution: Bemidji State University (173124)

User ID: 88G5321

**Section 1: Part E****Part E – Enter Information about Group 4**

Part E includes financial aid information about Group 4. Group 4 students are all full-time, first-time degree/certificate-seeking undergraduate students enrolled in Fall 2014 who paid the in-state or in-district tuition rate and were awarded any Title IV federal student aid, including federal grants or federal student loans. The information you report in this part will be used in Part G to calculate average institutional net price by income level.

For this part, report:

For These Students	The Following Type(s) of Aid	Awarded in This Period
<ul style="list-style-type: none"> <li>Full-time, first-time degree/certificate-seeking undergraduate students enrolled in Fall 2014 who paid the in-state or in-district tuition rate and were awarded any Title IV federal student aid</li> </ul>	<ul style="list-style-type: none"> <li>Grant or scholarship aid from:               <ul style="list-style-type: none"> <li>federal government</li> <li>state/local government</li> <li>institution</li> </ul> </li> <li>Do <u>not</u> include:               <ul style="list-style-type: none"> <li>grant or scholarship aid from private or other sources</li> <li>loan amounts</li> <li>Federal Work Study amounts</li> </ul> </li> </ul>	<ul style="list-style-type: none"> <li>Any time during academic year 2014-15</li> </ul>

In the fields below, report the number of Group 4 students with each type of living arrangement and the total amount of grant or scholarship aid from the federal government, state/local government, or the institution awarded to these students by income level.

Information from Part A:			2012-13	2013-14	2014-15
<b>Group 4</b> Full-time, first-time degree/certificate-seeking undergraduate students who paid the in-state or in-district tuition rate and were awarded any Title IV federal student aid (This number is carried forward from Part A, Line 04)			504	556	555
01	Report the number of Group 4 students with the following living arrangements:		YOUR PRIOR YEAR DATA	YOUR PRIOR YEAR DATA	
			2012-13	2013-14	2014-15
	01a	On-campus	434	489	488
	01b	Off-campus (with family)	27	30	27
	01c	Off-campus (not with family)	43	37	40
	01d	Unknown (calculated) This value is calculated using the formula: [A04-(E01a+E01b+E01c)]	0	0	0
			Of those in Column 1, the number who were awarded any grant or scholarship aid from the following sources: the federal government,	Of those in Column 1, the total amount of grant or scholarship aid awarded from the following sources: the federal government, state/local	? Average amount of federal, state/local, and institutional grant or scholarship aid awarded to Group 4 students

				state/local government, or the institution	government, or the institution	
			<b>2012-13</b>			
			<b>Col. 1</b>	<b>Col. 2</b>	<b>Col. 3</b>	<b>Col. 4</b>
02	<b>Income level</b>					
	02a	<b>\$0-30,000</b>	<input type="text" value="88"/>	<input type="text" value="88"/>	<input type="text" value="741,576"/>	8,427
	02b	<b>\$30,001-48,000</b>	<input type="text" value="69"/>	<input type="text" value="69"/>	<input type="text" value="541,759"/>	7,852
	02c	<b>\$48,001-75,000</b>	<input type="text" value="126"/>	<input type="text" value="118"/>	<input type="text" value="629,518"/>	4,996
	02d	<b>\$75,001-110,000</b>	<input type="text" value="119"/>	<input type="text" value="66"/>	<input type="text" value="171,042"/>	1,437
	02e	<b>\$110,001 and more</b>	<input type="text" value="102"/>	<input type="text" value="34"/>	<input type="text" value="69,813"/>	684
	02f	<b>Total all income levels</b>	504	375	2,153,708	4,273
			<b>2013-14</b>			
			<b>Col. 1</b>	<b>Col. 2</b>	<b>Col. 3</b>	<b>Col. 4</b>
03	<b>Income level</b>					
	03a	<b>\$0-30,000</b>	<input type="text" value="107"/>	<input type="text" value="107"/>	<input type="text" value="892,127"/>	8,338
	03b	<b>\$30,001-48,000</b>	<input type="text" value="61"/>	<input type="text" value="61"/>	<input type="text" value="450,061"/>	7,378
	03c	<b>\$48,001-75,000</b>	<input type="text" value="105"/>	<input type="text" value="95"/>	<input type="text" value="507,538"/>	4,834
	03d	<b>\$75,001-110,000</b>	<input type="text" value="152"/>	<input type="text" value="89"/>	<input type="text" value="238,232"/>	1,567
	03e	<b>\$110,001 and more</b>	<input type="text" value="131"/>	<input type="text" value="55"/>	<input type="text" value="113,929"/>	870
	03f	<b>Total all income levels</b>	556	407	2,201,887	3,960
			<b>2014-15</b>			
			<b>Col. 1</b>	<b>Col. 2</b>	<b>Col. 3</b>	<b>Col. 4</b>
04	<b>? Income level</b>					
	04a	<b>\$0-30,000</b>	<input type="text" value="84"/>	<input type="text" value="84"/>	<input type="text" value="724,191"/>	8,621
	04b	<b>\$30,001-48,000</b>	<input type="text" value="73"/>	<input type="text" value="72"/>	<input type="text" value="597,304"/>	8,182
	04c	<b>\$48,001-75,000</b>	<input type="text" value="113"/>	<input type="text" value="105"/>	<input type="text" value="644,009"/>	5,699
	04d	<b>\$75,001-110,000</b>	<input type="text" value="140"/>	<input type="text" value="101"/>	<input type="text" value="269,120"/>	1,922
	04e	<b>\$110,001 and more</b>	<input type="text" value="145"/>	<input type="text" value="60"/>	<input type="text" value="108,276"/>	747
	04f	<b>Total all income levels</b>	555	422	2,342,900	4,221

You may use the space below to provide context for the data you've reported above.

--

Institution: Bemidji State University (173124)

User ID: 88G5321

**Section 1: Part F**

## Part F – Net Price Calculation for Group 3

The following net price calculation is based on information that your institution reported in the Institutional Characteristics component and the Student Financial Aid component. For more information about the data your institution reported in the Institutional Characteristics component, please contact your institution's IPEDS Keyholder.

		YOUR PRIOR YEAR DATA	YOUR PRIOR YEAR DATA	2014-15
		2012-13	2013-14	
	<b>Components of cost of attendance</b>			
01	Published <u>tuition</u> and <u>required fees</u> (lower of in-district or in-state)	8,107	8,124	8,134
02	<u>Books and supplies</u>	862	862	900
03	<b><u>Room and board</u> and <u>other expenses</u> by living arrangement</b>			
	03a <u>On-campus</u>	9,570	9,954	10,270
	03b <u>Off-campus (with family)</u>	2,600	2,700	2,800
	03c <u>Off-campus (not with family)</u>	9,570	9,954	10,270
04	<b>Number of Group 3 students by living arrangement</b>			
	04a <u>On-campus</u>	360	419	437
	04b <u>Off-campus (with family)</u>	28	29	29
	04c <u>Off-campus (not with family)</u>	42	39	36
	04d Unknown	2	3	6
05	<b>Weighted average for room and board and other expenses by living arrangement (excluding unknown values)</b> See instructions for the formula for this calculation	9,116	9,522	9,838
06	<b>Total cost of attendance</b> This value is calculated using the following formula: [F01+F02+F05]	18,085	18,508	18,872
07	<b>Average amount of grant or scholarship aid awarded to Group 3 students from the following sources: the federal government, state/local government, and the institution</b>	5,336	5,020	5,074
08	<b>Average institutional <u>net price</u> for Group 3 students</b> This value is calculated using the following formula: [F06-F07]	12,749	13,488	13,798

As required by the Higher Education Opportunity Act of 2008, these amounts will be posted on the U.S. Department of Education's College Navigator website and used in the U.S. Department of Education's College Affordability and Transparency Lists.


**Do you wish to provide additional context notes?**



No



Yes

 **You may use the space below to provide context for these data. These context notes may be posted on the College Navigator website and should be written to be understood by students and parents.**

--



Institution: Bemidji State University (173124)

User ID: 88G5321

**Section 1: Part G**

## Part G – Net Price Calculation for Group 4

The following net price calculation is based on information that your institution reported in the Institutional Characteristics component and the Student Financial Aid component. For more information about the data your institution reported in the Institutional Characteristics component, please contact your institution's IPEDS Keyholder.

			YOUR PRIOR YEAR DATA	YOUR PRIOR YEAR DATA	2014-15
			2012-13	2013-14	
	<b>Components of cost of attendance</b>				
01	Published <u>tuition</u> and <u>required fees</u> (lower of in-district or in-state)		8,107	8,124	8,134
02	<u>Books and supplies</u>		862	862	900
03	<b><u>Room and board</u> and <u>other expenses</u> by living arrangement</b>				
	03a	<u>On-campus</u>	9,570	9,954	10,270
	03b	<u>Off-campus (with family)</u>	2,600	2,700	2,800
	03c	<u>Off-campus (not with family)</u>	9,570	9,954	10,270
04	<b>Number of Group 4 students by living arrangement</b>				
	04a	<u>On-campus</u>	434	489	488
	04b	<u>Off-campus (with family)</u>	27	30	27
	04c	<u>Off-campus (not with family)</u>	43	37	40
	04d	Unknown	0	0	0
05	<b>Weighted average for room and board and other expenses by living arrangement (excluding unknown values)</b> See instructions for the formula for this calculation		9,197	9,563	9,907
06	<b>Total cost of attendance by income level</b> This value is calculated using the following formula: [G01+G02+G05]		18,166	18,549	18,941
07	<b>Average amount of grant or scholarship aid awarded to Group 4 students from the following sources: the federal government, state/local government, and the institution</b>		4,273	3,960	4,221
	07a	<b>\$0-30,000</b>	8,427	8,338	8,621
	07b	<b>\$30,001-48,000</b>	7,852	7,378	8,182
	07c	<b>\$48,001-75,000</b>	4,996	4,834	5,699
	07d	<b>\$75,001-110,000</b>	1,437	1,567	1,922
	07e	<b>\$110,001 and more</b>	684	870	747
08	<b>Average institutional <u>net price</u> for Group 4 students</b> This value is calculated using the following formula: [G06-G07]				
	08a	<b>\$0-30,000</b>	9,739	10,211	10,320
	08b	<b>\$30,001-48,000</b>	10,314	11,171	10,759
	08c	<b>\$48,001-75,000</b>	13,170	13,715	13,242
	08d	<b>\$75,001-110,000</b>	16,729	16,982	17,019
	08e	<b>\$110,001 and more</b>	17,482	17,679	18,194

As required by the Higher Education Opportunity Act of 2008, these amounts will be posted on the U.S. Department of Education's College Navigator website.


**Do you wish to provide additional context notes?**

☐

No

☐

Yes

 **You may use the space below to provide context for these data. These context notes may be posted on the College Navigator website and should be written to be understood by students and parents.**

Institution: Bemidji State University (173124)

User ID: 88G5321

**Section 2: Military Servicemembers and Veteran's Benefits****Section 2: Military Servicemembers and Veteran's Benefits**

IMPORTANT NOTE: Report for **Post-9/11 GI Bill Benefits: July 1, 2014 - June 30, 2015** and Report for **Department of Defense Tuition Assistance Program: October 1, 2014 - September 30, 2015**

- Report the total number of student recipients and the total dollar amounts for each program.
- Student recipients can also include eligible dependents.
- Consult with your campus certifying official, who may not be in the student financial aid office.
- For Post-9/11 GI Bill Benefits, do not include the matching institutional aid provided through the Yellow Ribbon Program if your school participated.
- Information reported to IPEDS is only what is known to the institution.
- Enter zero (0) if your institution did not have beneficiaries for that student level or program.  
Please do not leave a cell blank.

Type of benefit/assistance	Number of students receiving benefits/assistance	Total dollar amount of benefits/assistance awarded through the institution	Average dollar amount of benefits/assistance awarded through the institution
<u>Post-9/11 GI Bill Benefits</u>			
Undergraduate students	63	376,154	5,971
Graduate students	2	17,439	8,720
Total	65	393,593	6,055
<u>Department of Defense Tuition Assistance Program</u>			
Undergraduate students	7	20,183	2,883
Graduate students	1	750	750
Total	8	20,933	2,617

Institution: Bemidji State University (173124)

User ID: 88G5321

**Summary****IPEDS Student Financial Aid (SFA) Survey Summary**

IPEDS collects important information regarding your institution. All data reported in IPEDS survey components become available in the IPEDS Data Center and appear as aggregated data in various Department of Education reports. Additionally, some of the reported data appears specifically for your institution through the College Navigator website and is included in your institution's Data Feedback Report (DFR). The purpose of this summary is to provide you an opportunity to view some of the data that, when accepted through the IPEDS quality control process, will appear on the College Navigator website and/or your DFR. College Navigator is updated approximately three months after the data collection period closes and Data Feedback Reports will be available through the [Data Center](#) and sent to your institution's CEO in November 2016.

Please review your data for accuracy. If you have questions about the data displayed below after reviewing the data reported on the survey screens, please contact the IPEDS Help Desk at: 1-877-225-2568 or [ipedshelp@rti.org](mailto:ipedshelp@rti.org).

Total grant aid received by all undergraduate students		\$14,565,002
Number of undergraduate students who received a Pell Grant		1,606
Percentage of FTFT students receiving any financial aid		92%
	Percentage of FTFT students receiving grant aid by type	Average amount of grant aid received by type
Total	72%	\$4,961
Federal Government	35%	\$4,532
Pell	35%	\$3,856
Other Federal	22%	\$1,099
State/Local Government	42%	\$2,250
Institutional	47%	\$2,179
	Percentage of FTFT students receiving loans by type	Average amount of loans received by type
Total	72%	\$8,215
Federal	71%	\$5,843
Non-federal	22%	\$8,115
Average net price for FTFT students who receive grant aid		\$13,798
Average net price for FTFT students who receive Title IV federal student aid		
\$0 – 30,000		\$10,320
\$30,001 – 48,000		\$10,759
\$48,001 – 75,000		\$13,242
\$75,001 – 110,000		\$17,019

\$110,001 and more	\$18,194
--------------------	----------

Military Servicemembers and Veteran's Benefits			
		Number of students receiving benefits/assistance	Total dollar amount of benefits/assistance awarded through the institution
Post-9/11 GI Bill Benefits			
	Undergraduate students	63	\$376,154
	Graduate students	2	\$17,439
	Total	65	\$393,593
Department of Defense Tuition Assistance Program			
	Undergraduate students	7	\$20,183
	Graduate students	1	\$750
	Total	8	\$20,933

Institution: Bemidji State University (173124)

User ID: 88G5321

[Edit Report](#)**Student Financial Aid****Bemidji State University (173124)****There are no errors for the selected survey and institution.**