

Student Financial Aid 2014-15

Institution: Bemidji State University (173124)

User ID: P1731241

Overview**IPEDS Student Financial Aid Component Overview
Public Academic Reporters**

Welcome to the Student Financial Aid (SFA) component. The purpose of the SFA component is to collect information about financial aid provided to various groups of undergraduate students and military/veteran educational benefits for all students at your institution.

Changes to This Year's SFA Component

- New questions on military/veteran/eligible dependent students receiving benefits have been added. Total number and amount will be asked for both undergraduate and graduate students. Please work with your institutional representative who certifies such benefits. They may not be associated with the student financial aid office.

Data Reporting Reminders**Undergraduate Student Groups**

You will be asked to report information for different groups of students.

- **Group 1:** All undergraduate students
- **Group 2:** Of Group 1, full-time, first-time degree/certificate-seeking students
- **Group 3:** Of Group 2, students who paid the in-state/in-district tuition rate and were awarded any grant/scholarship aid from the federal government, state/local government, or the institution
- **Group 4:** Of Group 2, students who paid the in-state/in-district tuition rate and were awarded any Title IV federal student aid

COA Revisions

Revisions to Cost of Attendance used to calculate the net price of attendance can be made in this component.

Consult the instructions and screens to make sure you are reporting the correct aid amounts for the correct groups of students.

College Affordability and Transparency Lists

Net price amounts calculated in SFA will be used to populate the Department's College Affordability and Transparency lists.

Interactive Edits and Error Messages

SFA contains interactive edits that will check for blank fields, invalid values, or values that fall outside expected ranges. Some error messages will require you to confirm or explain the values that you entered. Some error messages are fatal and will require you to contact the IPEDS Help Desk at 1-877-225-2568 for resolution.

Context Boxes

You will find optional text boxes throughout SFA. Context boxes allow you to provide more information about the data you enter. Some of these context boxes may be made available to the public on College Navigator, so make sure that the information you enter can be understood easily by students, parents, and the general public.

Resources

To download the survey materials for this component: [Survey Materials](#)

To access your prior year data submission for this component: [Reported Data](#)

--


Institution: Bemidji State University (173124)

User ID: P1731241

Section 1: Part A**Part A - Establish Your Groups**

Part A establishes the number of students in various groups. Note that the numbers on this screen will be carried forward to other parts of the Student Financial Aid component.

In the fields below, report the number of students in each of the following groups.

		 Fall 2013	YOUR PRIOR YEAR DATA Fall 2012
01	Group 1 All <u>undergraduate</u> students	<input type="text" value="4,727"/>	4,754
02	Group 2 Of those in Group 1, those who are <u>full-time</u> , <u>first-time</u> degree/certificate-seeking	<input type="text" value="816"/>	747
02a	Of those in Group 2, those who were awarded any <u>Federal Work Study</u> , <u>loans to students</u> , or grant or scholarship aid from the federal government, state/local government, the institution, or other sources known to the institution	<input type="text" value="756"/>	670
02b	Of those in Group 2, those who were awarded any <u>loans to students</u> or grant or scholarship aid from the federal government, state/local government, or the institution	<input type="text" value="738"/>	650
03	Group 3 Of those in Group 2, those who paid the in-state or in-district tuition rate and were awarded grant or scholarship aid from the federal government, state/local government, or the institution	<input type="text" value="490"/>	432
04	Group 4 Of those in Group 2, those who paid the in-state or in-district tuition rate and were awarded any <u>Title IV federal student aid</u>	<input type="text" value="556"/>	504

Institution: Bemidji State University (173124)

User ID: P1731241

Section 1: Part B**Part B - Enter Information About Group 1**

Part B includes information about Group 1. Group 1 students are all undergraduate students enrolled in Fall 2013.


For this part, report:

For These Students	The Following Type(s) of Aid	Awarded in This Period
<ul style="list-style-type: none"> All undergraduate students enrolled in Fall 2013 	<ul style="list-style-type: none"> Grant or scholarship aid from the federal government Grant or scholarship aid from state/local government Grant or scholarship aid from the institution Grant or scholarship aid from other sources known to the institution Loans to students from the federal government 	<ul style="list-style-type: none"> Any time during academic year 2013-14

In the fields below, report the number of Group 1 students and the total amount of aid awarded to these students for each type of aid.

Information from Part A:	Fall 2013
Group 1 All undergraduate students (This number is carried forward from Part A, Line 01.)	4,727

Aid Type		2013-14			
		Number of Group 1 students who were awarded aid	Percentage of Group 1 students who were awarded aid	Total amount of aid awarded to Group 1 students	Average amount of aid awarded to Group 1 students
01	Grant or scholarship aid from the federal government, state/local government, the institution, and other sources known to the institution	2,720	58	13,844,641	5,090
02	Pell grants	1,639	35	5,982,376	3,650
03	Federal student loans	2,883	61	20,588,257	7,141

 You may use the space below to provide context for data you've reported above. These context notes may be posted on the College Navigator website and should be written to be understood by students and parents.

Institution: Bemidji State University (173124)

User ID: P1731241

Section 1: Part C, Page 1**Part C, Page 1 - Enter Information about Group 2**

Part C includes information about Group 2. Group 2 students are all full-time, first-time degree/certificate-seeking undergraduate students enrolled in Fall 2013.

In the fields below, report the number of Group 2 students paying in-district, in-state, and out-of-state tuition rates. If your institution does not offer different rates, report all students as paying in-state tuition rates.

Information from Part A:			Fall 2013		
Group 2 Full-time, first-time degree/certificate-seeking undergraduates (This number is carried forward from Part A, Line 02)			816		
Group 2 students:					YOUR PRIOR YEAR DATA
			Fall 2013		Fall 2012
			Number of Group 2 students	Percentage of Group 2 students	Percentage of Group 2 students
01	01a	<u>paying in-district tuition rates</u>	<input type="text" value="0"/>	0	0
	01b	<u>paying in-state tuition rates</u>	<input type="text" value="703"/>	86	87
	01c	<u>paying out-of-state tuition rates</u>	<input type="text" value="110"/>	13	0
	01d	Unknown (calculated value) This value is calculated using the following formula: [A02-(C01a+C01b+C01c)]	3	0	13

Institution: Bemidji State University (173124)

User ID: P1731241

Section 1: Part C, Page 2**Part C, Page 2 - Enter Information about Group 2**

Part C includes financial aid information about Group 2. Group 2 students are all full-time, first-time degree/certificate-seeking undergraduate students enrolled in Fall 2013.


For this part, report:

For These Students	The Following Type(s) of Aid	Awarded in This Period
<ul style="list-style-type: none"> Full-time, first-time degree/certificate-seeking undergraduate students enrolled in Fall 2013 	<ul style="list-style-type: none"> Grant or scholarship aid from the federal government Grant or scholarship aid from state/local government Grant or scholarship aid from the institution Loans to students from the federal government and from other sources, including private or other loans Do <u>not</u> include grant or scholarship aid from private or other sources Do <u>not</u> include PLUS loans or loans made to anyone other than the student 	<ul style="list-style-type: none"> Any time during academic year 2013-14 For program reporters, this is the aid year period from July 1, 2013 through June 30, 2014.

In the fields below, report the number of Group 2 students and the total amount of aid awarded to these students for each type of aid. Enter unduplicated student counts within a category (e.g., Pell grants). However, a student can appear in more than one aid category.

Information from Part A:	Fall 2013
Group 2 Full-time, first-time degree/certificate-seeking undergraduates (This number is carried forward from Part A, Line 02)	816
Group 2a Of those in Group 2, those who were awarded any Federal Work Study, loans to students, or grant or scholarship aid from the federal government, state/local government, the institution, or other sources known to the institution (This number is carried forward from Part A, Line 02a)	756
Group 2b Of those in Group 2, those who were awarded any loans to students or grant or scholarship aid from the federal government, state/local government, or the institution (This number is carried forward from Part A, Line 02b)	738
Group 3 Of those in Group 2, those who were awarded grant or scholarship aid from the federal government, state/local government, or the institution	490
Aid Type	YOUR PRIOR YEAR DATA

			Fall 2013				Fall 2012
			Number of Group 2 students who were awarded aid	Percentage of Group 2 students who were awarded aid	Total amount of aid awarded to Group 2 students	Average amount of aid awarded to Group 2 students	Average amount of aid awarded to Group 2 students
01	Grants or scholarships from the federal government, state/local government, or the institution		569	70	2,809,890	4,938	5,171
	02	Federal grants	272	33	1,238,079	4,552	4,457
		02a Pell grants	272	33	1,075,687	3,955	3,805
		02b Other federal grants	146	18	162,392	1,112	1,134
	03	State/local government grants or scholarships (grants/scholarships/waivers)	331	41	735,410	2,222	2,471
	04	Institutional grants or scholarships (scholarships/fellowships)	352	43	836,401	2,376	2,287
05	Loans to students		569	70	4,548,631	7,994	7,756
		05a Federal loans	558	68	3,230,691	5,790	5,788
		05b Other loans (including private loans)	168	21	1,317,940	7,845	8,326

 You may use the space below to provide context for the data you've reported above. These context notes may be posted on the College Navigator website and should be written to be understood by students and parents. For example, institutions may report here other sources of private aid not included in the categories above.

Institution: Bemidji State University (173124)

User ID: P1731241

Section 1: Comparison Chart

Comparison Chart				
<p>Based on the information reported on the previous screens for Group 1 (all undergraduates) and Group 2 (full-time, first-time degree/certificate-seeking undergraduates), this comparison chart seeks to help institutions check their reported data. Assuming that the information on Groups 1 and 2 are correct, then the calculated fields for 'All Other Undergraduates' should be the balance (Group 1 minus Group 2). If the balance does not check with your institution's calculations, please correct your reported numbers for Groups 1 and 2 before moving forward with the completion of the SFA survey component.</p> <p>Note: Data for the 'All Other Undergraduates' will appear in the IPEDS Data Center for data users, but not in College Navigator.</p>				
		Number of students	Pell grants	Federal Student Loans
01	Group 1 (all undergraduates)	4,727		
02	Number of students who were awarded aid		1,639	2,883
03	Percentage who were awarded aid		35	61
04	Total amount of aid awarded		5,982,376	20,588,257
05	Average amount of aid awarded		3,650	7,141
06	Group 2 (Full-time first-time undergraduates)	816		
07	Number of students who were awarded aid		272	558
08	Percentage who were awarded aid		33	68
09	Total amount of aid awarded		1,075,687	3,230,691
10	Average amount of aid awarded		3,955	5,790
11	All other undergraduates (Line 01 - Line 06)	3,911		
12	Number of students who were awarded aid (Line 02 - Line 07)		1,367	2,325
13	Percentage who were awarded aid (Line 12 / Line 11)		35	59
14	Total amount of aid awarded (Line 04 - Line 09)		4,906,689	17,357,566
15	Average amount of aid awarded (Line 14 / Line 12)		3,589	7,466

Institution: Bemidji State University (173124)

User ID: P1731241

Section 1: Cost of Attendance**Cost of attendance for full-time, first-time undergraduate students:**

Please enter the amounts requested below. These data will be made available to the public on College Navigator. If your institution participates in any Title IV programs (Pell, Stafford, etc.), you must complete all information. **Estimates of expenses for books and supplies, room and board, and other expenses are those from the Cost of Attendance report used by the financial aid office in determining financial need. Please talk to your financial aid office to get these numbers, to ensure that you are reporting correctly.**

These numbers are carried forward from Institutional Characteristics and should only be changed if an error was made in the reporting.

Charges for full academic year		2011-12	2012-13	2013-14
Published <u>tuition</u> and <u>required fees</u>:				
<u>In-district</u>				
	Tuition	6,904	7,145	7,146
	Required fees	954	962	978
	Tuition + fees total	7,858	8,107	8,124
<u>In-state</u>				
	Tuition	6,904	7,145	7,146
	Required fees	954	962	978
	Tuition + fees total	7,858	8,107	8,124
<u>Out-of-state</u>				
	Tuition	6,904	7,145	7,146
	Required fees	954	962	978
	Tuition + fees total	7,858	8,107	8,124
<u>Books and supplies</u>		840	862	862
<u>On-campus:</u>				
	<u>Room and board</u>	6,690	6,970	7,254
	<u>Other expenses</u>	2,500	2,600	2,700
	Room and board and other expenses	9,190	9,570	9,954
<u>Off-campus (not with family):</u>				
	<u>Room and board</u>	6,690	6,970	7,254
	<u>Other expenses</u>	2,500	2,600	2,700
	Room and board and other expenses	9,190	9,570	9,954
<u>Off-campus (with family):</u>				
	<u>Other expenses</u>	2,500	2,600	2,700

Institution: Bemidji State University (173124)

User ID: P1731241

Section 1: Part D**Part D - Enter Information about Group 3**

Part D includes financial aid information about Group 3. Group 3 students are all full-time, first-time degree/certificate-seeking undergraduate students enrolled in Fall 2013 who paid the in-state or in-district tuition rate and were awarded grant or scholarship aid from the following sources: the federal government, state/local government, or the institution. The information you report in this part will be used in Part F to calculate average institutional net price.

For this part report:

For These Students	The Following Type(s) of Aid	Awarded in This Period
<ul style="list-style-type: none"> Full-time, first-time degree/certificate-seeking undergraduate students enrolled in Fall 2013 who paid the in-state or in-district tuition rate and were awarded grant or scholarship aid from the following sources: the federal government, state/local government, or the institution Do <u>not</u> include students who were awarded only grant or scholarship aid from private or other sources, or students who were awarded only non-grant aid 	<ul style="list-style-type: none"> Grant or scholarship aid from the federal government Grant or scholarship aid from state/local government Grant or scholarship aid from the institution Do <u>not</u> include grant or scholarship aid from private or other sources 	<ul style="list-style-type: none"> Any time during academic year 2013-14

In the fields below, report the number of Group 3 students with each type of living arrangement and the total amount of grant or scholarship aid from the federal government, state/local government, or the institution awarded to these students.

Information from Part A:			YOUR PRIOR YEAR DATA 2011-2012	YOUR PRIOR YEAR DATA 2012-2013	2013-2014
Group 3 Full-time, first-time degree/certificate-seeking undergraduate students who paid the in-state or in-district tuition rate and were awarded grant or scholarship aid from the following sources: the federal government, state/local government, or the institution (This number is carried forward from Part A, Line 03)			456	432	490
01	Report the number of Group 3 students with the following living arrangements:		YOUR PRIOR YEAR DATA	YOUR PRIOR YEAR DATA	
			2011-12	2012-13	2013-14
	01a	On-campus	377	360	419
	01b	Off-campus (with family)	25	28	29
	01c	Off-campus (not with family)	50	42	39
	01d	Unknown (calculated) This value is calculated using the following formula: [A03-(D01a+D01b+D01c)]	4	2	3

02	Report the total amount of grant or scholarship aid from the federal government, state/local government, or the institution awarded to Group 3 students	2,385,479	2,305,172	2,460,030
03	Average grant or scholarship aid from the federal government, state/local government, or the institution awarded to Group 3 students (calculated value). This value is calculated using the following formula: [D02/A03]	5,231	5,336	5,020

You may use the space below to provide context for the data you've reported above.

Institution: Bemidji State University (173124)

User ID: P1731241

Section 1: Part E**Part E – Enter Information about Group 4**

Part E includes financial aid information about Group 4. Group 4 students are all full-time, first-time degree/certificate-seeking undergraduate students enrolled in Fall 2013 who paid the in-state or in-district tuition rate and were awarded any Title IV federal student aid, including federal grants or federal student loans. The information you report in this part will be used in Part G to calculate average institutional net price by income level.

For this part, report:

For These Students	The Following Type(s) of Aid	Awarded in This Period
<ul style="list-style-type: none"> Full-time, first-time degree/certificate-seeking undergraduate students enrolled in Fall 2013 who paid the in-state or in-district tuition rate and were awarded any Title IV federal student aid 	<ul style="list-style-type: none"> Grant or scholarship aid from: <ul style="list-style-type: none"> o federal government o state/local government o institution Do <u>not</u> include: <ul style="list-style-type: none"> o grant or scholarship aid from private or other sources o loan amounts o Federal Work Study amounts 	<ul style="list-style-type: none"> Any time during academic year 2013-14

In the fields below, report the number of Group 4 students with each type of living arrangement and the total amount of grant or scholarship aid from the federal government, state/local government, or the institution awarded to these students by income level.

Information from Part A:			2011-12	2012-13	2013-14
Group 4 Full-time, first-time degree/certificate-seeking undergraduate students who paid the in-state or in-district tuition rate and were awarded any Title IV federal student aid (This number is carried forward from Part A, Line 04)			593	504	556
01	Report the number of Group 4 students with the following living arrangements:		YOUR PRIOR YEAR DATA	YOUR PRIOR YEAR DATA	
			2011-12	2012-13	2013-14
	01a	On-campus	507	434	489
	01b	Off-campus (with family)	27	27	30
	01c	Off-campus (not with family)	59	43	37
	01d	Unknown (calculated) This value is calculated using the formula: [A04-(E01a+E01b+E01c)]	0	0	0
			Of those in Column 1, the number who were awarded any grant or scholarship aid from the following sources: the federal government,	Of those in Column 1, the total amount of grant or scholarship aid awarded from the following sources: the federal government, state/local	Average amount of grant or scholarship aid awarded to Group 4 students from the following sources: the federal government,

			state/local government, or the institution	government, or the institution	state/local government, or the institution	
			2011-12			
			Col. 1	Col. 2	Col. 3	Col. 4
02	Income level					
	02a	\$0-30,000	<input type="text" value="109"/>	<input type="text" value="109"/>	<input type="text" value="840,165"/>	7,708
	02b	\$30,001-48,000	<input type="text" value="97"/>	<input type="text" value="97"/>	<input type="text" value="708,241"/>	7,301
	02c	\$48,001-75,000	<input type="text" value="133"/>	<input type="text" value="113"/>	<input type="text" value="515,492"/>	3,876
	02d	\$75,001-110,000	<input type="text" value="146"/>	<input type="text" value="59"/>	<input type="text" value="125,805"/>	862
	02e	\$110,001 and more	<input type="text" value="108"/>	<input type="text" value="28"/>	<input type="text" value="42,476"/>	393
	02f	Total all income levels	593	406	2,232,179	3,764
			2012-13			
			Col. 1	Col. 2	Col. 3	Col. 4
03	Income level					
	03a	\$0-30,000	<input type="text" value="88"/>	<input type="text" value="88"/>	<input type="text" value="741,576"/>	8,427
	03b	\$30,001-48,000	<input type="text" value="69"/>	<input type="text" value="69"/>	<input type="text" value="541,759"/>	7,852
	03c	\$48,001-75,000	<input type="text" value="126"/>	<input type="text" value="118"/>	<input type="text" value="629,518"/>	4,996
	03d	\$75,001-110,000	<input type="text" value="119"/>	<input type="text" value="66"/>	<input type="text" value="171,042"/>	1,437
	03e	\$110,001 and more	<input type="text" value="102"/>	<input type="text" value="34"/>	<input type="text" value="69,813"/>	684
	03f	Total all income levels	504	375	2,153,708	4,273
			2013-14			
			Col. 1	Col. 2	Col. 3	Col. 4
04	? Income level					
	04a	\$0-30,000	<input type="text" value="107"/>	<input type="text" value="107"/>	<input type="text" value="892,127"/>	8,338
	04b	\$30,001-48,000	<input type="text" value="61"/>	<input type="text" value="61"/>	<input type="text" value="450,061"/>	7,378
	04c	\$48,001-75,000	<input type="text" value="105"/>	<input type="text" value="95"/>	<input type="text" value="507,538"/>	4,834
	04d	\$75,001-110,000	<input type="text" value="152"/>	<input type="text" value="89"/>	<input type="text" value="238,232"/>	1,567
	04e	\$110,001 and more	<input type="text" value="131"/>	<input type="text" value="55"/>	<input type="text" value="113,929"/>	870
	04f	Total all income levels	556	407	2,201,887	3,960
You may use the space below to provide context for the data you've reported above.						

--

Institution: Bemidji State University (173124)

User ID: P1731241

Section 1: Part F

Part F – Net Price Calculation for Group 3

The following net price calculation is based on information that your institution reported in the Institutional Characteristics component and the Student Financial Aid component. For more information about the data your institution reported in the Institutional Characteristics component, please contact your institution's IPEDS Keyholder.

		YOUR PRIOR YEAR DATA	YOUR PRIOR YEAR DATA	2013-14
		2011-12	2012-13	
	Components of cost of attendance			
01	Published <u>tuition</u> and <u>required fees</u> (lower of in-district or in-state)	7,858	8,107	8,124
02	<u>Books and supplies</u>	840	862	862
03	<u>Room and board</u> and <u>other expenses</u> by living arrangement			
	03a <u>On-campus</u>	9,190	9,570	9,954
	03b <u>Off-campus (with family)</u>	2,500	2,600	2,700
	03c <u>Off-campus (not with family)</u>	9,190	9,570	9,954
04	Number of Group 3 students by living arrangement			
	04a <u>On-campus</u>	377	360	419
	04b <u>Off-campus (with family)</u>	25	28	29
	04c <u>Off-campus (not with family)</u>	50	42	39
	04d Unknown	4	2	3
05	Weighted average for room and board and other expenses by living arrangement (excluding unknown values) See instructions for the formula for this calculation	8,820	9,116	9,522
06	Total cost of attendance This value is calculated using the following formula: [F01+F02+F05]	17,518	18,085	18,508
07	Average amount of grant or scholarship aid awarded to Group 3 students from the following sources: the federal government, state/local government, and the institution	5,231	5,336	5,020
08	Average institutional <u>net price</u> for Group 3 students This value is calculated using the following formula: [F06-F07]	12,287	12,749	13,488

As required by the Higher Education Opportunity Act of 2008, these amounts will be posted on the U.S. Department of Education's College Navigator website and used in the U.S. Department of Education's College Affordability and Transparency Lists.

Do you wish to provide additional context notes?



Yes



No

 **You may use the space below to provide context for these data. These context notes may be posted on the College Navigator website and should be written to be understood by students and parents.**

--

Institution: Bemidji State University (173124)

User ID: P1731241

Section 1: Part G

Part G – Net Price Calculation for Group 4

The following net price calculation is based on information that your institution reported in the Institutional Characteristics component and the Student Financial Aid component. For more information about the data your institution reported in the Institutional Characteristics component, please contact your institution's IPEDS Keyholder.

		YOUR PRIOR YEAR DATA	YOUR PRIOR YEAR DATA	2013-14
		2011-12	2012-13	
	Components of cost of attendance			
01	Published <u>tuition</u> and <u>required fees</u> (lower of in-district or in-state)	7,858	8,107	8,124
02	<u>Books and supplies</u>	840	862	862
03	<u>Room and board</u> and <u>other expenses</u> by living arrangement			
	03a <u>On-campus</u>	9,190	9,570	9,954
	03b <u>Off-campus (with family)</u>	2,500	2,600	2,700
	03c <u>Off-campus (not with family)</u>	9,190	9,570	9,954
04	Number of Group 4 students by living arrangement			
	04a <u>On-campus</u>	507	434	489
	04b <u>Off-campus (with family)</u>	27	27	30
	04c <u>Off-campus (not with family)</u>	59	43	37
	04d Unknown	0	0	0
05	Weighted average for room and board and other expenses by living arrangement (excluding unknown values) See instructions for the formula for this calculation	8,885	9,197	9,563
06	Total cost of attendance by income level This value is calculated using the following formula: [G01+G02+G05]	17,583	18,166	18,549
07	Average amount of grant or scholarship aid awarded to Group 4 students from the following sources: the federal government, state/local government, and the institution	3,764	4,273	3,960
	07a \$0-30,000	7,708	8,427	8,338
	07b \$30,001-48,000	7,301	7,852	7,378
	07c \$48,001-75,000	3,876	4,996	4,834
	07d \$75,001-110,000	862	1,437	1,567
	07e \$110,001 and more	393	684	870
08	Average institutional <u>net price</u> for Group 4 students This value is calculated using the following formula: [G06-G07]			
	08a \$0-30,000	9,875	9,739	10,211
	08b \$30,001-48,000	10,282	10,314	11,171
	08c \$48,001-75,000	13,707	13,170	13,715
	08d \$75,001-110,000	16,721	16,729	16,982
	08e \$110,001 and more	17,190	17,482	17,679

As required by the Higher Education Opportunity Act of 2008, these amounts will be posted on the U.S. Department of Education's College Navigator website.


Do you wish to provide additional context notes?

☐

Yes

☐

No

 **You may use the space below to provide context for these data. These context notes may be posted on the College Navigator website and should be written to be understood by students and parents.**

Institution: Bemidji State University (173124)

User ID: P1731241

Section 2: Military Servicemembers and Veteran's Benefits**Section 2: Military Servicemembers and Veteran's Benefits**IMPORTANT NOTE: Report for **July 1, 2013-June 30, 2014**

- Report the total number of student recipients and the total dollar amounts for each program.
- Student recipients can also include eligible spouse or dependents.
- Consult with your campus certifying official, who may not be in the student financial aid office.
- For Post-9/11 GI Bill Benefits, do not include the matching institutional aid provided through the [Yellow Ribbon Program](#) if your school participated.
- Information reported to IPEDS is only what is known to the institution. Do not report benefits that were not awarded/certified through the institution.
- Enter zero (0) if your institution did not have beneficiaries for that student level or program. Please do not leave a cell blank.

Type of benefit/assistance	Number of students receiving benefits/assistance	Total dollar amount of benefits/assistance awarded through the institution
<u>Post-9/11 GI Bill Benefits</u>		
Undergraduate students	64	380,734
Graduate students	0	0
Total	64	380,734
<u>Department of Defense Tuition Assistance Program</u>		
Undergraduate students	14	55,343
Graduate students	1	3,000
Total	15	58,343

Institution: Bemidji State University (173124)

User ID: P1731241

Prepared by**This survey component was prepared by:**

<input type="radio"/>	Keyholder	<input type="radio"/>	SFA Contact	<input type="radio"/>	HR Contact
<input type="radio"/>	Finance Contact	<input type="radio"/>	Academic Library Contact	<input type="radio"/>	Other
Name:	<input type="text"/>				
Email:	<input type="text"/>				

How long did it take to prepare this survey component?	<input type="text"/>	hours	<input type="text"/>	minutes
--	----------------------	-------	----------------------	---------

The name of the preparer is being collected so that we can follow up with the appropriate person in the event that there are questions concerning the data. The Keyholder will be copied on all email correspondence to other preparers.

The time it took to prepare this component is being collected so that we can continue to improve our estimate of the reporting burden associated with IPEDS. Please include in your estimate the time it took for you to review instructions, query and search data sources, complete and review the component, and submit the data through the Data Collection System.

Thank you for your assistance.

Institution: Bemidji State University (173124)

User ID: P1731241

Summary**IPEDS Student Financial Aid (SFA) Survey Summary**

IPEDS collects important information regarding your institution. All data reported in IPEDS survey components become available in the IPEDS Data Center and appear as aggregated data in various Department of Education reports. Additionally, some of the reported data appears specifically for your institution through the College Navigator website and is included in your institution's Data Feedback Report (DFR). The purpose of this summary is to provide you an opportunity to view some of the data that, when accepted through the IPEDS quality control process, will appear on the College Navigator website and/or your DFR. College Navigator is updated approximately three months after the data collection period closes and Data Feedback Reports will be available through the [Data Center](#) and sent to your institution's CEO in November 2015.

Please review your data for accuracy. If you have questions about the data displayed below after reviewing the data reported on the survey screens, please contact the IPEDS Help Desk at: 1-877-225-2568 or ipedshelp@rti.org.

Total grant aid received by all undergraduate students		\$13,844,641
Number of undergraduate students who received a Pell Grant		1,639
Percentage of FTFT students receiving any financial aid		93%
	Percentage of FTFT students receiving grant aid by type	Average amount of grant aid received by type
Total	70%	\$4,938
Federal Government	33%	\$4,552
Pell	33%	\$3,955
Other Federal	18%	\$1,112
State/Local Government	41%	\$2,222
Institutional	43%	\$2,376
	Percentage of FTFT students receiving loans by type	Average amount of loans received by type
Total	70%	\$7,994
Federal	68%	\$5,790
Non-federal	21%	\$7,845
Average net price for FTFT students who receive grant aid		\$13,488
Average net price for FTFT students who receive Title IV federal student aid		
\$0 – 30,000		\$10,211
\$30,001 – 48,000		\$11,171
\$48,001 – 75,000		\$13,715
\$75,001 – 110,000		\$16,982

\$110,001 and more	\$17,679
--------------------	----------

Military Servicemembers and Veteran's Benefits			
		Number of students receiving benefits/assistance	Total dollar amount of benefits/assistance awarded through the institution
Post-9/11 GI Bill Benefits			
	Undergraduate students	64	\$380,734
	Graduate students	0	\$0
	Total	64	\$380,734
Department of Defense Tuition Assistance Program			
	Undergraduate students	14	\$55,343
	Graduate students	1	\$3,000
	Total	15	\$58,343

Institution: Bemidji State University (173124)

User ID: P1731241

[Edit Report](#)**Student Financial Aid****Bemidji State University (173124)****There are no errors for the selected survey and institution.**