

# IPEDS 2020-21 Data Collection System

IPEDS HELP DESK (877) 225-2568 | [ipedshelp@rti.org](mailto:ipedshelp@rti.org)

OMB NO. 1850-0582 v.27 : Approval Expires 8/31/2022

User ID: 88G5321

## Student Financial Aid 2020-21

Institution: Bemidji State University (173124)

User ID: 88G5321

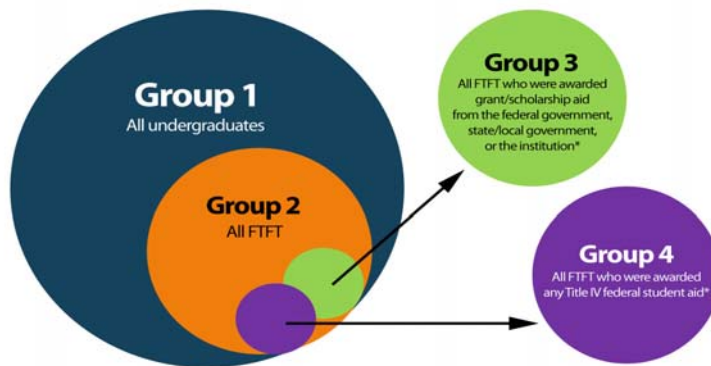
### Overview

#### IPEDS Student Financial Aid Component Overview - Public Academic Reporters

Welcome to the Student Financial Aid (SFA) component. The purpose of the SFA component is to collect information about financial aid provided to various groups of undergraduate students and military/veteran educational benefits for all students at your institution.

#### Data Reporting Reminders:

- Report data to accurately reflect the time period corresponding with the IPEDS survey component, even if such reporting is seemingly inconsistent with prior-year reporting. For example, if a summer term began later than usual due to Coronavirus Pandemic postponements, continue to report using the timeframes as defined in the IPEDS instructions. NCES expects that some data reported during the 2020-21 data collection year will vary from established prior trends due to the impacts of Coronavirus Pandemic. If an error edit is triggered even when submitting accurate data, please indicate in the corresponding context box or verbally to the Help Desk that the seemingly inconsistent data are accurate and reflect the effects of Coronavirus Pandemic.
- Undergraduate Student Groups  
You will be asked to report information for different groups of students.
  - Group 1: All undergraduate students
  - Group 2: Of Group 1, full-time, first-time degree/certificate-seeking students (FTFT)
  - Group 3: Of Group 2, FTFT students who paid the in-state/in-district tuition rate and were awarded any grant/scholarship aid from the federal government, state/local government, or the institution\*
  - Group 4: Of Group 2, FTFT students who paid the in-state/in-district tuition rate and were awarded any Title IV federal student aid\*



\*For public institutions, include only those students paying the in-state or in-district tuition rate. For program reporters, include only those students enrolled in the institution's largest program.

- COA Revisions  
Revisions to Cost of Attendance (COA) used to calculate the net price of attendance can be made in this component. Consult the instructions and screens to make sure you are reporting the correct aid amounts for the correct groups of students.
- College Affordability and Transparency Lists  
Net price amounts calculated in SFA will be used to populate the U.S. Department of Education's College Affordability and Transparency lists.
- Interactive Edits and Error Messages  
SFA contains interactive edits that will check for blank fields, invalid values, or values that fall outside expected ranges. Some error messages will require you to confirm or explain the values that you entered. Some error messages are fatal and will require you to contact the IPEDS Help Desk at (877) 225-2568 for resolution.
- Context Boxes  
You will find optional text boxes throughout SFA. Context boxes allow you to provide more information about the data you enter. Some of these context boxes may be made available to the public on College Navigator, so make sure that the information you enter can be understood easily by students, parents, and the general public.

#### Changes to reporting for 2020-21:

There are no changes to this survey component.

#### Resources:

- To download the survey materials for this component: [Survey Materials](#)
- To access your prior year data submission for this component: [Reported Data](#)

If you have questions about completing this survey, please contact the IPEDS Help Desk at 1-877-225-2568.

Institution: Bemidji State University (173124)


User ID: 88G5321

## Section 1: Part A

## Part A - Establish Your Groups

## Reporting Reminders:

- Part A establishes the number of students in various groups. Note that the numbers on this screen will be carried forward to other parts of the Student Financial Aid component.
- In the fields below, report the number of students in each of the following groups.

		 Fall 2019	YOUR PRIOR YEAR DATA
			Fall 2018
01	Group 1 All <u>undergraduate</u> students	<input type="text" value="4,489"/>	4,690
02	Group 2 Of those in Group 1, those who are <u>full-time</u> , <u>first-time</u> degree/certificate-seeking	<input type="text" value="617"/>	732
02a	Of those in Group 2, those who were awarded any <u>Federal Work Study</u> , <u>loans to students</u> , or grant or scholarship aid from the federal government, state/local government, the institution, or other sources known to the institution	<input type="text" value="598"/>	657
02b	Of those in Group 2, those who were awarded any <u>loans to students</u> or grant or scholarship aid from the federal government, state/local government, or the institution	<input type="text" value="596"/>	645
03	Group 3 Of those in Group 2, those who paid the in-state or in-district tuition rate and who were awarded grant or scholarship aid from the federal government, state/local government, or the institution	<input type="text" value="371"/>	438
04	Group 4 Of those in Group 2, those who paid the in-state or in-district tuition rate and who were awarded any <u>Title IV federal student aid</u>	<input type="text" value="394"/>	454

Institution: Bemidji State University (173124)

User ID: 88G5321

## Section 1: Part B

## Part B - Enter Information About Group 1

## Reporting Reminders:


- Group 1 students are **ALL undergraduate** students (including first-time students) enrolled in Fall 2019.
- For this part, report:

For These Students	The Following Type(s) of Aid	Awarded in This Period
<ul style="list-style-type: none"><li>All undergraduate students enrolled in Fall 2019</li></ul>	<ul style="list-style-type: none"><li>Grant or scholarship aid from:<ul style="list-style-type: none"><li>federal government</li><li>state/local government</li><li>the institution</li><li>other sources known to the institution</li></ul></li><li>Loans to students from:<ul style="list-style-type: none"><li>the federal government</li></ul></li></ul>	<ul style="list-style-type: none"><li>Any time during academic year 2019-20</li></ul>

- In the fields below, report the number of Group 1 students and the total amount of aid awarded to these students for each type of aid.

Information from Part A	Fall 2019
Group 1: All undergraduate students (This number is carried forward from Part A, Line 01.)	4,489

Aid Type		2019-20			
		Number of Group 1 students who were awarded aid	Percentage of Group 1 students who were awarded aid	Total amount of aid awarded to Group 1 students	Average amount of aid awarded to Group 1 students
01	Grant or scholarship aid from the federal government, state/local government, the institution, and other sources known to the institution ( <b>Do NOT include federal student loans</b> )	3,395	76	16,497,192	4,859
	02 Pell Grants	1,314	29	5,129,323	3,904
03	Federal student loans	2,308	51	14,842,015	6,431

 You may use the box below to provide additional context for the data you have reported above. Context notes will be posted on the College Navigator website. Therefore, you should write all context notes using proper grammar (e.g., complete sentences with punctuation) and common language that can be easily understood by students and parents (e.g., spell out acronyms).

Non-applicable

Institution: Bemidji State University (173124)

User ID: 88G5321

## Section 1: Part C, Page 1

## Part C, Page 1 - Enter Information about Group 2

## Reporting Reminders:

- Group 2 students are all full-time, first-time degree/certificate-seeking undergraduate students enrolled in Fall 2019.
- In the fields below, report the number of Group 2 students paying in-district, in-state, and out-of-state tuition rates. If your institution does not offer different rates, report all students as paying in-state tuition rates.

Information from Part A	Fall 2019
Group 2: Full-time, first-time degree/certificate-seeking undergraduates (This number is carried forward from Part A, Line 02)	617

Group 2 students:			Fall 2019		YOUR PRIOR YEAR DATA
					Fall 2018
			Number of Group 2 students	Percentage of Group 2 students	Percentage of Group 2 students
01	01a	<u>paying in-district tuition rates</u>	<input type="text" value="0"/>	0	0
	01b	<u>paying in-state tuition rates</u>	<input type="text" value="529"/>	86	86
	01c	<u>paying out-of-state tuition rates</u>	<input type="text" value="0"/>	0	0
	01d	Unknown (calculated value) This value is calculated using the following formula: [A02-(C01a+C01b+C01c)]	88	14	14

Institution: Bemidji State University (173124)

User ID: 88G5321

## Section 1: Part C, Page 2

## Part C, Page 2 - Enter Information about Group 2

## Reporting Reminders:

- Part C includes financial aid information about Group 2. Group 2 students are all full-time, first-time degree/certificate-seeking undergraduate students enrolled in Fall 2019.
- For this part, report:


For These Students	The Following Type(s) of Aid	Awarded in This Period
<ul style="list-style-type: none"> <li>Full-time, first-time degree/certificate-seeking undergraduate students enrolled in Fall 2019</li> </ul>	<ul style="list-style-type: none"> <li>Grant or scholarship aid from:               <ul style="list-style-type: none"> <li>federal government</li> <li>state/local government</li> <li>the institution</li> </ul> </li> <li>Loans to students from:               <ul style="list-style-type: none"> <li>the federal government</li> <li>other sources, including private or other loans</li> </ul> </li> <li>Do <b>not</b> include:               <ul style="list-style-type: none"> <li>grant or scholarship aid from private or other sources</li> <li>PLUS loans or loans made to anyone other than the student</li> </ul> </li> </ul>	<ul style="list-style-type: none"> <li>Any time during academic year 2019-20</li> <li>For program reporters, this is the aid year period from July 1, 2019 through June 30, 2020.</li> </ul>

- In the fields below, report the number of Group 2 students and the total amount of aid awarded to these students for each type of aid. Enter unduplicated student counts within a category (e.g., Pell Grants). However, a student can appear in more than one aid category.

Information from Part A	Fall 2019
Group 2: Full-time, first-time degree/certificate-seeking undergraduates (This number is carried forward from Part A, Line 02)	617
Group 2a: (This number is carried forward from Part A, Line 02a) <ul style="list-style-type: none"> <li>Of those in Group 2, those who were awarded:               <ul style="list-style-type: none"> <li>Federal Work Study</li> <li>Loans to students</li> <li>Grant or scholarship aid from the federal government, state/local government, or the institution</li> <li>Other sources known to the institution</li> </ul> </li> </ul>	598
Group 2b (This number is carried forward from Part A, Line 02b) <ul style="list-style-type: none"> <li>Of those in Group 2, those who were awarded:               <ul style="list-style-type: none"> <li>Loans to students</li> <li>Grant or scholarship aid from the federal government, state/local government, or the institution</li> </ul> </li> </ul>	596
Group 3 (This number is carried forward from Part A, Line 03) <ul style="list-style-type: none"> <li>Of those in Group 2, those who <b>Paid the in-state or in-district tuition rate and</b> were awarded:               <ul style="list-style-type: none"> <li>Grant or scholarship aid from the federal government, state/local government, or the institution</li> </ul> </li> </ul>	371

Aid Type		Fall 2019				YOUR PRIOR YEAR DATA
		Fall 2019				Fall 2018
		Number of Group 2 students who were awarded aid	Percentage of Group 2 students who were awarded aid	Total amount of aid awarded to Group 2 students	Average amount of aid awarded to Group 2 students	Average amount of aid awarded to Group 2 students
01	Grants or scholarships from the federal government, state/local government, or the institution	<input type="text" value="579"/>	94	2,773,673	4,790	5,377
02	Federal grants	<input type="text" value="551"/>	89	1,198,549	<input checked="" type="checkbox"/> 2,175	5,114
02a	Pell Grants	<input type="text" value="190"/>	31	<input type="text" value="808,049"/>	4,253	4,363
02b	Other federal grants	<input type="text" value="542"/>	88	<input type="text" value="390,500"/>	<input checked="" type="checkbox"/> 720	1,167
03	State/local government grants or scholarships (includes fellowships/tuition waivers/exemptions)	<input type="text" value="256"/>	41	<input type="text" value="777,954"/>	3,039	2,771
04	Institutional grants or scholarships (includes fellowships/tuition waivers/exemptions)	<input type="text" value="282"/>	46	<input type="text" value="797,170"/>	2,827	2,474

05	Loans to students	406	66	3,415,911	8,414	7,906
05a	Federal loans	390	63	2,059,254	5,280	5,139
05b	Other loans (including private loans)	138	22	1,356,657	9,831	9,180

 You may use the box below to provide additional context for the data you have reported above. Context notes will be posted on the College Navigator website. Therefore, you should write all context notes using proper grammar (e.g., complete sentences with punctuation) and common language that can be easily understood by students and parents (e.g., spell out acronyms).

Non-applicable

Institution: Bemidji State University (173124)

User ID: 88G5321

## Section 1: Comparison Chart

## Comparison Chart

## Reporting Reminders:

- Based on the information reported on the previous screens for Group 1 (all undergraduates) and Group 2 (full-time, first-time degree/certificate-seeking undergraduates), this comparison chart seeks to help institutions check their reported data. Assuming that the information on Groups 1 and 2 is correct, then the calculated fields for 'All Other Undergraduates' should be the balance (Group 1 minus Group 2). If the balance does not check with your institution's calculations, please correct your reported numbers for Groups 1 and 2 before moving forward with the completion of the SFA survey component.

## Note:

- Data for the 'All Other Undergraduates' will appear in the IPEDS Data Center for data users, but not in College Navigator.

		Number of students	Pell grants	Federal Student Loans
01	Group 1 (all undergraduates)		4,489	
02	Number of students who were awarded aid		1,314	2,308
03	Percentage who were awarded aid		29	51
04	Total amount of aid awarded		5,129,323	14,842,015
05	Average amount of aid awarded		3,904	6,431
06	Group 2 (Full-time, first-time undergraduates)		617	
07	Number of students who were awarded aid		190	390
08	Percentage who were awarded aid		31	63
09	Total amount of aid awarded		808,049	2,059,254
10	Average amount of aid awarded		4,253	5,280
11	All other undergraduates (Line 01 - Line 06)		3,872	
12	Number of students who were awarded aid (Line 02 - Line 07)		1,124	1,918
13	Percentage who were awarded aid (Line 12 / Line 11)		29	50
14	Total amount of aid awarded (Line 04 - Line 09)		4,321,274	12,782,761
15	Average amount of aid awarded (Line 14 / Line 12)		3,845	6,665

Institution: Bemidji State University (173124)

User ID: 88G5321

## Section 1: Cost of Attendance

## Cost of attendance for full-time, first-time undergraduate students

## Reporting Reminders:

- Please enter the amounts requested below. These data will be made available to the public on College Navigator. If your institution participates in any Title IV programs (Pell, Stafford, etc.), you must complete all information.
- Estimates of expenses for books and supplies, room and board, and other expenses are those from the **Cost of Attendance report** used by the financial aid office in determining financial need. Please talk to your financial aid office to get these numbers to ensure that you are reporting correctly.
- These numbers are carried forward from Institutional Characteristics and should only be changed if an error was made in the reporting.

Charges for full academic year	2017-18	2018-19	2019-20
Published <u>tuition</u> and <u>required fees</u> :			
Tuition	7,630	7,630	7,858
Required fees	1,047	1,066	1,082
Tuition + fees total	8,677	8,696	8,940
<b>i</b> Books and supplies	890	890	890
<u>On-campus</u> :			
Room and board	8,162	8,408	8,660
Other expenses	3,000	3,000	3,000
Room and board and other expenses	11,162	11,408	11,660
<u>Off-campus (not with family)</u> :			
Room and board	8,162	8,408	8,660
Other expenses	3,000	3,000	3,000
Room and board and other expenses	11,162	11,408	11,660
<b>i</b> <u>Off-campus (with family)</u> :			
Other expenses	3,000	3,000	3,000

Institution: Bemidji State University (173124)

User ID: 88G5321

## Section 1: Part D

## Part D - Enter Information about Group 3

## Reporting Reminders:

- Group 3 students are all full-time, first-time degree/certificate-seeking undergraduate students enrolled in Fall 2019 who paid the in-state or in-district tuition rate and who were awarded grant or scholarship aid from the following sources: the federal government, state/local government, or the institution. The information you report in this part will be used in Part F to calculate average institutional net price.
- For this part, report:

For These Students	The Following Type(s) of Aid	Awarded in This Period
<ul style="list-style-type: none"> <li>Full-time, first-time degree/certificate-seeking undergraduate students enrolled in Fall 2019 who paid the in-state or in-district tuition rate and who were awarded grant or scholarship aid from the following sources: the federal government, state/local government, or the institution</li> <li>Do <b>not</b> include students who were awarded only grant or scholarship aid from private or other sources, or students who were awarded only non-grant aid</li> </ul>	<ul style="list-style-type: none"> <li>Grant or scholarship aid from:               <ul style="list-style-type: none"> <li>federal government</li> <li>state/local government</li> <li>the institution</li> </ul> </li> <li>Do <b>not</b> include grant or scholarship aid from private or other sources</li> </ul>	<ul style="list-style-type: none"> <li>Any time during academic year 2019-20</li> </ul>

- In the fields below, report the number of Group 3 students with each type of living arrangement and the total amount of grant or scholarship aid from the federal government, state/local government, or the institution awarded to these students.

Information from Part A:		YOUR PRIOR YEAR DATA 2017-2018	YOUR PRIOR YEAR DATA 2018-2019	2019-2020
<b>Group 3</b> Full-time, first-time degree/certificate-seeking undergraduate students who paid the in-state or in-district tuition rate and who were awarded grant or scholarship aid from the following sources: the federal government, state/local government, or the institution (This number is carried forward from Part A, Line 03)		476	438	371
01	Report the number of Group 3 students with the following living arrangements:	YOUR PRIOR YEAR DATA	YOUR PRIOR YEAR DATA	
		2017-18	2018-19	2019-20
01a	On-campus	421	376	303
01b	Off-campus (with family)	31	30	31
01c	Off-campus (not with family)	21	20	21
01d	Unknown (calculated) This value is calculated using the following formula: [A03-(D01a+D01b+D01c)]	3	12	16
02	Report the total amount of grant or scholarship aid from the federal government, state/local government, or the institution awarded to Group 3 students	2,561,056	2,389,968	2,155,667
03	Average grant or scholarship aid from the federal government, state/local government, or the institution awarded to Group 3 students (calculated value). This value is calculated using the following formula: [D02/A03]	5,380	5,457	5,810

 The notes below provide context for the data you've reported above and **may** be posted on the College Navigator website.

Choose one option that best explains your data or choose "Non-applicable" if you do not wish to provide context notes. If none of the options provided explain your institution's data, then choose "Other" and write your own context notes. Therefore, you should write all context notes using proper grammar (e.g., complete sentences with punctuation) and common language that can be easily understood by students and parents (e.g., spell out acronyms).

Non-applicable

Institution: Bemidji State University (173124)

User ID: 88G5321

## Section 1: Part E

## Part E – Enter Information about Group 4


## Reporting Reminders:

- Part E includes financial aid information about Group 4, undergraduate students enrolled in Fall 2019 who paid the in-state or in-district tuition rate and who were awarded any Title IV federal student aid, including federal grants or federal student loans. The information you report in this part will be used in Part G to calculate average institutional net price by income level.
- For this part, report:

For These Students	The Following Type(s) of Aid	Awarded in This Period
<ul style="list-style-type: none"> <li>Full-time, first-time degree/certificate-seeking undergraduate students enrolled in Fall 2019 who paid the in-state or in-district tuition rate and who were awarded any Title IV federal student aid</li> </ul>	<ul style="list-style-type: none"> <li>Grant or scholarship aid from:               <ul style="list-style-type: none"> <li>federal government</li> <li>state/local government</li> <li>the institution</li> </ul> </li> <li>Do <b>not</b> include:               <ul style="list-style-type: none"> <li>grant or scholarship aid from private or other sources</li> <li>loan amounts</li> <li>Federal Work Study amounts</li> </ul> </li> </ul>	<ul style="list-style-type: none"> <li>Any time during academic year 2019-20</li> </ul>

- In the fields below, report the number of Group 4 students with each type of living arrangement and the total amount of grant or scholarship aid from the federal government, state/local government, or the institution awarded to these students by income level.


Information from Part A:			2017-18	2018-19	2019-20
<b>Group 4</b> Full-time, first-time degree/certificate-seeking undergraduate students who paid the in-state or in-district tuition rate and who were awarded any Title IV federal student aid (This number is carried forward from Part A, Line 04)			467	454	394
01	Report the number of Group 4 students with the following living arrangements:		YOUR PRIOR YEAR DATA	YOUR PRIOR YEAR DATA	
			2017-18	2018-19	2019-20
01a	On-campus		425	405	345
01b	Off-campus (with family)		20	29	26
01c	Off-campus (not with family)		22	20	23
01d	Unknown (calculated) This value is calculated using the formula: [A04-(E01a+E01b+E01c)]		0	0	0

			Number of students who were awarded any Title IV aid (Group 4)	Of those in Column 1, the number who were awarded any grant or scholarship aid from the following sources: the federal government, state/local government, or the institution	Of those in Column 1, the total amount of grant or scholarship aid awarded from the following sources: the federal government, state/local government, or the institution	 Average amount of federal, state/local, and institutional grant or scholarship aid awarded to Group 4 students
2017-18						
			Col. 1	Col. 2	Col. 3	Col. 4
02	Income level					
	02a	\$0-30,000	<div>68</div>	<div>67</div>	<div>670,415</div>	9,859
	02b	\$30,001-48,000	<div>60</div>	<div>60</div>	<div>524,312</div>	8,739
	02c	\$48,001-75,000	<div>92</div>	<div>89</div>	<div>563,472</div>	6,125
	02d	\$75,001-110,000	<div>117</div>	<div>89</div>	<div>287,322</div>	2,456
	02e	\$110,001 and more	<div>130</div>	<div>70</div>	<div>174,885</div>	1,345
	02f	Total all income levels	467	375	2,220,406	4,755

<b>2018-19</b>					
		Col. 1	Col. 2	Col. 3	Col. 4

03	Income level					
03a	\$0-30,000		72	72	707,370	9,825
03b	\$30,001-48,000		63	63	554,341	8,799
03c	\$48,001-75,000		69	66	445,474	6,456
03d	\$75,001-110,000		108	83	235,090	2,177
03e	\$110,001 and more		142	62	141,060	993
03f	Total all income levels		454	346	2,083,335	4,589

2019-20						
		Col. 1	Col. 2	Col. 3	Col. 4	
04	Income level					
04a	\$0-30,000		56	56	601,508	10,741
04b	\$30,001-48,000		41	41	432,234	10,542
04c	\$48,001-75,000		76	76	486,312	6,399
04d	\$75,001-110,000		96	70	272,763	2,841
04e	\$110,001 and more		125	64	132,408	1,059
04f	Total all income levels		394	307	1,925,225	4,886

 The notes below provide context for the data you've reported above and **may** be posted on the College Navigator website.

Choose one option that best explains your data or choose "Non-applicable" if you do not wish to provide context notes. If none of the options provided explain your institution's data, then choose "Other" and write your own context notes. Therefore, you should write all context notes using proper grammar (e.g., complete sentences with punctuation) and common language that can be easily understood by students and parents (e.g., spell out acronyms).

Non-applicable

Institution: Bemidji State University (173124)

User ID: 88G5321

## Section 1: Part F

## Part F – Net Price Calculation for Group 3

Note:

- The following net price calculation is based on information that your institution reported in the Institutional Characteristics component and the Student Financial Aid component. For more information about the data your institution reported in the Institutional Characteristics component, please contact your institution's IPEDS Keyholder.

Components of cost of attendance			YOUR PRIOR YEAR DATA	YOUR PRIOR YEAR DATA	2019-20
			2017-18	2018-19	
01	Published <u>tuition</u> and <u>required fees</u> (lower of in-district or in-state)		8,677	8,696	8,940
02	<u>Books and supplies</u>		890	890	890
03	<u>Room and board</u> and <u>other expenses</u> by living arrangement				
	03a	<u>On-campus</u>	11,162	11,408	11,660
	03b	<u>Off-campus (with family)</u>	3,000	3,000	3,000
	03c	<u>Off-campus (not with family)</u>	11,162	11,408	11,660
04	Number of Group 3 students by living arrangement				
	04a	<u>On-campus</u>	421	376	303
	04b	<u>Off-campus (with family)</u>	31	30	31
	04c	<u>Off-campus (not with family)</u>	21	20	21
	04d	Unknown	3	12	16
05	Weighted average for room and board and other expenses by living arrangement (excluding unknown values) See instructions for the formula for this calculation		10,627	10,816	10,904
06	Total cost of attendance This value is calculated using the following formula: [F01+F02+F05]		20,194	20,402	20,734
07	Average amount of grant or scholarship aid awarded to Group 3 students from the following sources: the federal government, state/local government, and the institution		5,380	5,457	5,810
08	Average institutional <u>net price</u> for Group 3 students This value is calculated using the following formula: [F06-F07]		14,814	14,945	14,924
As required by the <i>Higher Education Act, as amended (2008)</i> , these amounts will be posted on the U.S. Department of Education's College Navigator website and used in the U.S. Department of Education's College Affordability and Transparency Lists.					



The notes below provide context for the data you've reported above and **may** be posted on the College Navigator website.

Choose one option that best explains your data or choose "Non-applicable" if you do not wish to provide context notes. If none of the options provided explain your institution's data, then choose "Other" and write your own context notes. Therefore, you should write all context notes using proper grammar (e.g., complete sentences with punctuation) and common language that can be easily understood by students and parents (e.g., spell out acronyms).

Non-applicable



Institution: Bemidji State University (173124)

User ID: 88G5321

## Section 1: Part G

## Part G – Net Price Calculation for Group 4

Note:

- The following net price calculation is based on information that your institution reported in the Institutional Characteristics component and the Student Financial Aid component. For more information about the data your institution reported in the Institutional Characteristics component, please contact your institution's IPEDS Keyholder.

Components of cost of attendance			YOUR PRIOR YEAR DATA	YOUR PRIOR YEAR DATA	2019-20
			2017-18	2018-19	
01	Published <u>tuition</u> and <u>required fees</u> (lower of in-district or in-state)		8,677	8,696	8,940
02	<u>Books and supplies</u>		890	890	890
03	<u>Room and board</u> and <u>other expenses</u> by living arrangement				
	03a	<u>On-campus</u>	11,162	11,408	11,660
	03b	<u>Off-campus (with family)</u>	3,000	3,000	3,000
	03c	<u>Off-campus (not with family)</u>	11,162	11,408	11,660
04	Number of Group 4 students by living arrangement				
	04a	<u>On-campus</u>	425	405	345
	04b	<u>Off-campus (with family)</u>	20	29	26
	04c	<u>Off-campus (not with family)</u>	22	20	23
	04d	Unknown	0	0	0
05	Weighted average for room and board and other expenses by living arrangement (excluding unknown values) See instructions for the formula for this calculation		10,812	10,871	11,089
06	Total cost of attendance by income level This value is calculated using the following formula: [G01+G02+G05]		20,379	20,457	20,919
07	Average amount of grant or scholarship aid awarded to Group 4 students from the following sources: the federal government, state/local government, and the institution		4,755	4,589	4,886
	07a	\$0-30,000	9,859	9,825	10,741
	07b	\$30,001-48,000	8,739	8,799	10,542
	07c	\$48,001-75,000	6,125	6,456	6,399
	07d	\$75,001-110,000	2,456	2,177	2,841
	07e	\$110,001 and more	1,345	993	1,059
08	Average institutional <u>net price</u> for Group 4 students This value is calculated using the following formula: [G06-G07]				
	08a	\$0-30,000	10,520	10,632	10,178
	08b	\$30,001-48,000	11,640	11,658	10,377
	08c	\$48,001-75,000	14,254	14,001	14,520
	08d	\$75,001-110,000	17,923	18,280	18,078
	08e	\$110,001 and more	19,034	19,464	19,860
As required by the <i>Higher Education Act, as amended (2008)</i> , these amounts will be posted on the U.S. Department of Education's College Navigator website.					



The notes below provide context for the data you've reported above and **may** be posted on the College Navigator website.

Choose one option that best explains your data or choose "Non-applicable" if you do not wish to provide context notes. If none of the options provided explain your institution's data, then choose "Other" and write your own context notes. Therefore, you should write all context notes using proper grammar (e.g., complete sentences with punctuation) and common language that can be easily understood by students and parents (e.g., spell out acronyms).

Non-applicable





Institution: Bemidji State University (173124)

User ID: 88G5321

## Section 2: Military Servicemembers and Veteran's Benefits - Undergraduate and Graduate

## Section 2: Military Servicemembers and Veteran's Benefits

## Important Note:

- Report for **Post-9/11 GI Bill Benefits**: July 1, 2019 - June 30, 2020.
- Report for **Department of Defense Tuition Assistance Program**: October 1, 2019 - September 30, 2020

## Reporting Reminders:

- Report the total number of student recipients and the total dollar amounts for each program.
- Student recipients can also include eligible dependents.
- Consult with your campus certifying official, who may not be in the student financial aid office.
- For Post-9/11 GI Bill Benefits, do not include the matching institutional aid provided through the Yellow Ribbon Program if your school participated.
- Information reported to IPEDS is only what is known to the institution.
- Enter zero (0) if your institution did not have beneficiaries for that student level or program. Please do not leave a cell blank.

Type of benefit/assistance	Number of students receiving benefits/assistance	Total dollar amount of benefits/assistance disbursed through the institution	Average dollar amount of benefits/assistance disbursed through the institution	YOUR PRIOR YEAR DATA
				Average dollar amount of benefits/assistance disbursed through the institution
<u>Post-9/11 GI Bill Benefits</u>				
Undergraduate students	<div>71</div>	<div>413,160</div>	5,819	6,637
Graduate students	<div>5</div>	<div>35,830</div>	7,166	4,848
Total	76	448,990	5,908	6,561
<u>Department of Defense Tuition Assistance Program</u>				
Undergraduate students	<div>21</div>	<div>68,883</div>	3,280	2,869
Graduate students	<div>0</div>	<div>0</div>		
Total	21	68,883	3,280	2,869

Institution: Bemidji State University (173124)

User ID: 88G5321

## Prepared by

## Prepared by

## Reporting Reminders:

- The name of the preparer is being collected so that we can follow up with the appropriate person in the event that there are questions concerning the data.
- The Keyholder will be copied on all email correspondence to other preparers.
- The time it took to prepare this component is being collected so that we can continue to improve our estimate of the reporting burden associated with IPEDS.
- Please include in your estimate the time it took for you to review instructions, query and search data sources, complete and review the component, and submit the data through the Data Collection System.
- Thank you for your assistance.

This survey component was prepared by:					
<input type="radio"/>	Keyholder	<input type="radio"/>	SFA Contact	<input type="radio"/>	HR Contact
<input type="radio"/>	Finance Contact	<input type="radio"/>	Academic Library Contact	<input type="radio"/>	Other
Name:	<input type="text"/>				
Email:	<input type="text"/>				

How many staff from your institution only were involved in the data collection and reporting process of this survey component?	
<input type="text"/>	Number of Staff (including yourself)

How many hours did you and others from your institution only spend on each of the steps below when responding to this survey component? <i>Exclude the hours spent collecting data for state and other reporting purposes.</i>								
Staff member	Collecting Data Needed		Revising Data to Match IPEDS Requirements		Entering Data		Revising and Locking Data	
Your office	<input type="text"/>	hours	<input type="text"/>	hours	<input type="text"/>	hours	<input type="text"/>	hours
Other offices	<input type="text"/>	hours	<input type="text"/>	hours	<input type="text"/>	hours	<input type="text"/>	hours

Institution: Bemidji State University (173124)

User ID: 88G5321

## Summary

## IPEDS Student Financial Aid (SFA) Survey Summary

IPEDS collects important information regarding your institution. All data reported in IPEDS survey components become available in the IPEDS Data Center and appear as aggregated data in various Department of Education reports. Additionally, some of the reported data appears specifically for your institution through the College Navigator website and is included in your institution's Data Feedback Report (DFR). The purpose of this summary is to provide you an opportunity to view some of the data that, when accepted through the IPEDS quality control process, will appear on the College Navigator website and/or your DFR. College Navigator is updated approximately three months after the data collection period closes and Data Feedback Reports will be available through the [Data Center](#) and sent to your institution's CEO in November 2020.

Please review your data for accuracy. If you have questions about the data displayed below after reviewing the data reported on the survey screens, please contact the IPEDS Help Desk at: 1-877-225-2568 or [ipedshelp@rti.org](mailto:ipedshelp@rti.org).

Total grant aid awarded to all undergraduate students		\$16,497,192
Number of undergraduate students who were awarded a Pell Grant		1,314
Percentage of FTFT students who were awarded any financial aid		97%
	Percentage of FTFT students who were awarded grant aid by type	Average amount of grant aid awarded by type
Total	94%	\$4,790
Federal Government	89%	\$2,175
Pell	31%	\$4,253
Other Federal	88%	\$720
State/Local Government	41%	\$3,039
Institutional	46%	\$2,827
	Percentage of FTFT students who were awarded and accepted loans by type	Average amount of loans awarded and accepted by type
Total	66%	\$8,414
Federal	63%	\$5,280
Non-federal	22%	\$9,831
Average net price for FTFT students who were awarded grant aid		\$14,924
Average net price for FTFT students who were awarded Title IV federal student aid		
\$0 – 30,000		\$10,178
\$30,001 – 48,000		\$10,377
\$48,001 – 75,000		\$14,520
\$75,001 – 110,000		\$18,078
\$110,001 and more		\$19,860

Military Service members and Veteran's Benefits			
		Number of students receiving benefits/assistance	Total dollar amount of benefits/assistance awarded through the institution
Post-9/11 GI Bill Benefits			
	Undergraduate students	71	\$413,160
	Graduate students	5	\$35,830
	Total	76	\$448,990
Department of Defense Tuition Assistance Program			
	Undergraduate students	21	\$68,883
	Graduate students	0	N/A
	Total	21	\$68,883

Institution: Bemidji State University (173124 )

User ID: 88G5321

[Edit Report](#)

## Student Financial Aid

Source	Description	Severity	Resolved	Options
<b>Screen: Part C, Page 2 - Enter Information about Group 2</b>				
Upload File	The average amount of this type of aid awarded to Group 2 students is outside the expected range of between 934 and 1,400 when compared with the prior year value. Please check the number of students and the total amount of aid awarded to these students, and correct or explain the discrepant values. (Error #7147)	Explanation	Yes	
Reason	This is impacted by the Cares Act grants which weren't available in the prior year.			
Upload File	The average amount of this type of aid awarded to Group 2 students is outside the expected range of between 4,092 and 6,136 when compared with the prior year value. Please check the number of students and the total amount of aid awarded to these students, and correct or explain the discrepant values. (Error #7147)	Explanation	Yes	
Reason	This is impacted by the Cares Act grants which weren't available in the prior year.			