

Institution: Bemidji State University (173124)

User ID: 88G5321

Completions Overview

Welcome to the IPEDS Completions survey component. The Completions component is one of several IPEDS components that is conducted during the Fall data collection period. It collects the number of degrees and certificates awarded by field of study, level of award, race/ethnicity, and gender. The reporting period for the Completions component is during the 12-month time period beginning July 1 of the previous calendar year and ending June 30 of the current calendar year; therefore, for this year's Completions component, the reporting period is between July 1, 2018 and June 30, 2019. The Completions component is also collecting the number of students (e.g., completers) who earned awards between July 1, 2018 and June 30, 2019.

Changes to reporting for 2019-20

- The term 'contact hour' has been replaced with the term 'clock hour'
- The term 'formal award' has been replaced with the term 'recognized postsecondary credential'
- There is a new instruction to exclude students participating in Experimental Pell (See <https://experimentalsites.ed.gov/exp/approved.html>)

For 2020-21 changes, please review the preview screens available on the [Survey Materials](#) page. For more information on updates to CIP codes, see below.

CIP codes will need to be updated for the 2020-21 data collection.

The [CIP 2020 Website](#) includes a list of new CIP codes, a list of deleted CIP codes, a list of moved CIP Codes, and an online crosswalk of the 2010 CIP and 2020 CIP.

Some common Completions component errors include the following:

- Including award levels on your current year Completions that were not reported on your previous year's (PY) Institutional Characteristics (IC). [Award levels in the PY IC component cannot be changed; therefore, contact the IPEDS Help Desk at 1-877-225-2568 if you need assistance.]
- Forgetting to select CIP codes for new programs of study that are offered by the institution, but do not have completions for the reporting period.
- Forgetting to enter in zero in at least one of the cells for CIP codes that do not have completions.
- Even though Teacher Preparation certificate programs may require a bachelor's degree for admission, they are considered sub-bacalaureate undergraduate programs, and students in these programs are undergraduate students.

Keep in mind that some information provided by institutions on the Completions component appear in the [College Navigator](#), which is a major tool used by consumers searching for information about postsecondary education. It is therefore vitally important that you include accurate information about your institution.

Survey materials can be downloaded using the following link: [Survey Materials](#).

To access your prior year data submission for this component: [Reported Data](#)

Completions CIP Data

CIPCODE	Award Level	Major	Gender	Non Resident Alien	Hispanic / Latino	American Indian or Alaska Native	Asian	Black or African American	Native Hawaiian or Other Pacific Islander	White	Two or more Races	Race/ ethnicity unknown	Total	distance education program
03.0103 Environmental Studies	5 - Bachelor's degree	1	Men	0	0	0	0	0	0	9	0	0	9	
			Women	0	0	0	0	0	0	5	1	0	6	
			Total	0	0	0	0	0	0	14	1	0	15	No
03.0103 Environmental Studies	7 - Master's degree	1	Men	0	0	0	0	0	0	1	0	0	1	
			Women	0	0	0	0	0	0	0	0	0	0	
			Total	0	0	0	0	0	0	1	0	0	1	No
03.0601 Wildlife, Fish and Wildlands Science and Management	5 - Bachelor's degree	1	Men	0	0	0	0	0	0	15	0	0	15	
			Women	1	0	0	0	0	0	4	1	0	6	
			Total	1	0	0	0	0	0	19	1	0	21	No
03.0601 Wildlife, Fish and Wildlands Science and Management	5 - Bachelor's degree	2	Men	0	0	0	0	0	0	0	0	0	0	
			Women	0	0	0	0	0	0	0	0	0	0	
			Total	0	0	0	0	0	0	0	0	0	0	No
05.0202 American Indian/Native American Studies	5 - Bachelor's degree	1	Men	0	0	1	0	0	0	0	0	0	1	
			Women	0	0	0	0	0	0	0	0	0	0	
			Total	0	0	1	0	0	0	0	0	0	1	No
05.0202 American Indian/Native American Studies	5 - Bachelor's degree	2	Men	0	0	0	0	0	0	0	0	0	0	
			Women	0	0	0	0	0	0	0	0	0	0	
			Total	0	0	0	0	0	0	0	0	0	0	No
09.0102 Mass Communication/Media Studies	5 - Bachelor's degree	1	Men	1	0	0	0	0	0	7	0	0	8	
			Women	0	0	1	0	0	0	6	0	0	7	
			Total	1	0	1	0	0	0	13	0	0	15	No
09.0102 Mass Communication/Media Studies	5 - Bachelor's degree	2	Men	0	0	0	0	0	0	0	0	0	0	
			Women	0	0	0	0	0	0	0	0	0	0	
			Total	0	0	0	0	0	0	0	0	0	0	No
11.0401 Information Science/Studies	5 - Bachelor's degree	1	Men	1	0	0	1	0	0	2	0	0	4	
			Women	1	0	0	0	0	0	0	0	0	1	
			Total	2	0	0	1	0	0	2	0	0	5	No
11.0401 Information Science/Studies	5 - Bachelor's degree	2	Men	0	0	0	0	0	0	0	0	0	0	
			Women	0	0	0	0	0	0	0	0	0	0	
			Total	0	0	0	0	0	0	0	0	0	0	No
11.0701 Computer Science	5 - Bachelor's degree	1	Men	1	0	0	0	0	0	7	0	1	9	
			Women	0	0	0	0	0	0	1	1	0	2	
			Total	1	0	0	0	0	0	8	1	1	11	No
11.0701 Computer Science	5 - Bachelor's degree	2	Men	0	0	0	0	0	0	0	0	0	0	
			Women	0	0	0	0	0	0	0	0	0	0	
			Total	0	0	0	0	0	0	0	0	0	0	No
13.0101 Education, General	7 - Master's degree	1	Men	0	1	1	0	0	0	4	0	0	6	
			Women	0	0	1	0	0	0	12	0	0	13	
			Total	0	1	2	0	0	0	16	0	0	19	Yes
13.0301 Curriculum and Instruction	7 - Master's degree	1	Men	0	0	0	0	0	0	0	0	0	0	
			Women	0	0	0	0	0	0	0	0	0	0	
			Total	0	0	0	0	0	0	0	0	0	0	Yes
13.0501		1	Men	0	0	0	0	0	0	2	0	0	2	

CIPCODE	Award Level	Major	Gender	Non Resident Alien	Hispanic / Latino	American Indian or Alaska Native	Asian	Black or African American	Native Hawaiian or Other Pacific Islander	White	Two or more Races	Race/ ethnicity unknown	Total	distance education program
Educational/Instructional Technology	6 - Postbaccalaureate certificates		Women	0	0	0	0	0	0	12	0	0	12	
			Total	0	0	0	0	0	0	14	0	0	14	Yes
13.1001 Special Education and Teaching, General	7 - Master's degree	1	Men	0	0	0	0	0	0	3	0	0	3	
			Women	0	0	0	0	0	0	17	0	0	17	
			Total	0	0	0	0	0	0	20	0	0	20	Yes
13.1202 Elementary Education and Teaching	5 - Bachelor's degree	1	Men	0	0	0	0	0	0	9	1	0	10	
			Women	0	3	0	1	0	0	66	0	0	70	
			Total	0	3	0	1	0	0	75	1	0	80	Yes
13.1202 Elementary Education and Teaching	5 - Bachelor's degree	2	Men	0	0	0	0	0	0	0	0	0	0	
			Women	0	0	0	0	0	0	0	0	0	0	
			Total	0	0	0	0	0	0	0	0	0	0	Yes
13.1209 Kindergarten/Preschool Education and Teaching	5 - Bachelor's degree	1	Men	0	0	0	0	0	0	0	0	0	0	
			Women	0	0	0	0	0	0	0	0	0	0	
			Total	0	0	0	0	0	0	0	0	0	0	No
13.1302 Art Teacher Education	5 - Bachelor's degree	1	Men	0	0	0	0	0	0	0	0	0	0	
			Women	0	0	0	0	0	0	0	0	0	0	
			Total	0	0	0	0	0	0	0	0	0	0	No
13.1305 English/Language Arts Teacher Education	5 - Bachelor's degree	1	Men	0	0	0	0	0	0	0	0	0	0	
			Women	0	0	0	0	0	0	4	1	0	5	
			Total	0	0	0	0	0	0	4	1	0	5	No
13.1305 English/Language Arts Teacher Education	7 - Master's degree	1	Men	0	0	0	0	0	0	0	0	0	0	
			Women	0	0	0	0	0	0	0	0	0	0	
			Total	0	0	0	0	0	0	0	0	0	0	No
13.1305 English/Language Arts Teacher Education	5 - Bachelor's degree	2	Men	0	0	0	0	0	0	0	0	0	0	
			Women	0	0	0	0	0	0	0	0	0	0	
			Total	0	0	0	0	0	0	0	0	0	0	No
13.1307 Health Teacher Education	5 - Bachelor's degree	1	Men	0	0	0	0	0	0	3	0	0	3	
			Women	0	0	0	0	0	0	4	0	0	4	
			Total	0	0	0	0	0	0	7	0	0	7	No
13.1307 Health Teacher Education	5 - Bachelor's degree	2	Men	0	0	0	0	0	0	0	0	0	0	
			Women	0	0	0	0	0	0	0	0	0	0	
			Total	0	0	0	0	0	0	0	0	0	0	No
13.1309 Technology Teacher Education/Industrial Arts Teacher Education	5 - Bachelor's degree	1	Men	0	0	0	0	0	0	0	0	0	0	
			Women	0	0	0	0	0	0	0	0	0	0	
			Total	0	0	0	0	0	0	0	0	0	0	No
13.1309 Technology Teacher Education/Industrial Arts Teacher Education	7 - Master's degree	1	Men	0	0	0	0	0	0	1	0	0	1	
			Women	0	0	0	0	0	0	0	0	0	0	
			Total	0	0	0	0	0	0	1	0	0	1	No
13.1311 Mathematics Teacher Education	5 - Bachelor's degree	1	Men	0	0	0	0	0	0	4	0	0	4	
			Women	0	0	0	0	0	0	0	0	0	0	
			Total	0	0	0	0	0	0	4	0	0	4	No
13.1311 Mathematics Teacher Education	7 - Master's degree	1	Men	0	0	0	0	0	0	0	0	0	0	
			Women	0	0	0	0	0	0	4	0	0	4	
			Total	0	0	0	0	0	0	4	0	0	4	No

[illegible]

CIPCODE	Award Level	Major	Gender	Non Resident Alien	Hispanic / Latino	American Indian or Alaska Native	Asian	Black or African American	Native Hawaiian or Other Pacific Islander	White	Two or more Races	Race/ ethnicity unknown	Total	distance education program
15.0612 Industrial Technology/Technician	5 - Bachelor's degree	1	Men	0	0	0	0	0	0	16	0	0	16	
			Women	0	0	0	0	0	0	1	0	0	1	
			Total	0	0	0	0	0	0	17	0	0	17	No
15.0612 Industrial Technology/Technician	5 - Bachelor's degree	2	Men	0	0	0	0	0	0	0	0	0	0	
			Women	0	0	0	0	0	0	0	0	0	0	
			Total	0	0	0	0	0	0	0	0	0	0	Yes
15.1501 Engineering/Industrial Management	5 - Bachelor's degree	1	Men	0	0	0	0	0	0	0	0	0	0	
			Women	0	0	0	0	0	0	0	0	0	0	
			Total	0	0	0	0	0	0	0	0	0	0	Yes
15.1501 Engineering/Industrial Management	7 - Master's degree	1	Men	0	0	0	0	0	0	0	0	0	0	
			Women	0	0	0	0	0	0	0	0	0	0	
			Total	0	0	0	0	0	0	0	0	0	0	Yes
15.1501 Engineering/Industrial Management	5 - Bachelor's degree	2	Men	0	0	0	0	0	0	1	0	0	1	
			Women	0	0	0	0	0	0	0	0	0	0	
			Total	0	0	0	0	0	0	1	0	0	1	Yes
16.0905 Spanish Language and Literature	5 - Bachelor's degree	1	Men	0	0	0	0	0	0	2	0	0	2	
			Women	0	0	0	0	0	0	2	0	0	2	
			Total	0	0	0	0	0	0	4	0	0	4	No
16.1001 American Indian/Native American Languages, Literatures, and Linguistics	1 - Awards of less than 1 academic year	1	Men	0	0	1	0	0	0	0	0	0	1	
			Women	0	1	0	0	0	0	0	0	0	1	
			Total	0	1	1	0	0	0	0	0	0	2	No
23.0101 English Language and Literature, General	5 - Bachelor's degree	1	Men	0	0	0	0	0	0	1	0	0	1	
			Women	1	1	1	0	0	0	8	0	0	11	
			Total	1	1	1	0	0	0	9	0	0	12	No
23.0101 English Language and Literature, General	7 - Master's degree	1	Men	0	0	0	0	0	0	2	0	0	2	
			Women	0	0	0	0	0	0	2	0	0	2	
			Total	0	0	0	0	0	0	4	0	0	4	No
23.0101 English Language and Literature, General	5 - Bachelor's degree	2	Men	0	0	0	0	0	0	0	0	0	0	
			Women	0	0	0	0	0	0	0	0	0	0	
			Total	0	0	0	0	0	0	0	0	0	0	No
23.1302 Creative Writing	5 - Bachelor's degree	1	Men	0	0	1	0	0	0	2	0	0	3	
			Women	1	0	0	0	0	0	11	0	0	12	
			Total	1	0	1	0	0	0	13	0	0	15	No
23.1302 Creative Writing	5 - Bachelor's degree	2	Men	0	0	0	0	0	0	0	0	0	0	
			Women	0	0	0	0	0	0	2	0	0	2	
			Total	0	0	0	0	0	0	2	0	0	2	No
23.1303 Professional, Technical, Business, and Scientific Writing	1 - Awards of less than 1 academic year	1	Men	0	0	0	0	0	0	0	0	0	0	
			Women	0	0	0	0	0	0	0	0	0	0	
			Total	0	0	0	0	0	0	0	0	0	0	No
23.1303 Professional, Technical, Business, and Scientific Writing	6 - Postbaccalaureate certificates	1	Men	0	0	0	0	0	0	0	0	0	0	
			Women	0	0	0	0	0	0	0	0	0	0	
			Total	0	0	0	0	0	0	0	0	0	0	No
24.0101	3 - Associate's degree	1	Men	0	1	1	0	0	0	12	0	0	14	
			Women	0	0	2	0	0	0	21	1	0	24	

CIPCODE	Award Level	Major	Gender	Non Resident Alien	Hispanic / Latino	American Indian or Alaska Native	Asian	Black or African American	Native Hawaiian or Other Pacific Islander	White	Two or more Races	Race/ ethnicity unknown	Total	distance education program
Liberal Arts and Sciences/Liberal Studies			Total	0	1	3	0	0	0	33	1	0	38	No
24.0101 Liberal Arts and Sciences/Liberal Studies	5 - Bachelor's degree	1	Men	0	0	1	0	0	0	3	0	0	4	
			Women	0	0	0	0	0	0	3	0	0	3	
			Total	0	0	1	0	0	0	6	0	0	7	No
24.0101 Liberal Arts and Sciences/Liberal Studies	5 - Bachelor's degree	2	Men	0	0	0	0	0	0	0	0	0	0	
			Women	0	0	0	0	0	0	0	0	0	0	
			Total	0	0	0	0	0	0	0	0	0	0	No
24.0103 Humanities/Humanistic Studies	5 - Bachelor's degree	1	Men	0	0	0	0	0	0	0	0	0	0	
			Women	0	0	0	0	0	0	0	0	0	0	
			Total	0	0	0	0	0	0	0	0	0	0	No
24.0103 Humanities/Humanistic Studies	5 - Bachelor's degree	2	Men	0	0	0	0	0	0	0	0	0	0	
			Women	0	0	0	0	0	0	0	0	0	0	
			Total	0	0	0	0	0	0	0	0	0	0	No
26.0101 Biology/Biological Sciences, General	5 - Bachelor's degree	1	Men	0	0	0	0	1	0	16	0	0	17	
			Women	0	0	0	2	1	0	21	2	1	27	
			Total	0	0	0	2	2	0	37	2	1	44	No
26.0101 Biology/Biological Sciences, General	7 - Master's degree	1	Men	0	0	0	0	0	0	4	0	0	4	
			Women	0	0	0	0	0	0	2	0	0	2	
			Total	0	0	0	0	0	0	6	0	0	6	No
26.0101 Biology/Biological Sciences, General	5 - Bachelor's degree	2	Men	0	0	0	0	0	0	1	0	0	1	
			Women	0	0	0	0	0	0	0	0	0	0	
			Total	0	0	0	0	0	0	1	0	0	1	No
26.1304 Aquatic Biology/Limnology	5 - Bachelor's degree	1	Men	0	0	0	0	0	0	9	0	1	10	
			Women	0	0	0	0	0	0	3	0	0	3	
			Total	0	0	0	0	0	0	12	0	1	13	No
26.1304 Aquatic Biology/Limnology	5 - Bachelor's degree	2	Men	0	0	0	0	0	0	1	0	0	1	
			Women	0	0	0	0	0	0	1	0	0	1	
			Total	0	0	0	0	0	0	2	0	0	2	No
27.0101 Mathematics, General	5 - Bachelor's degree	1	Men	0	0	0	0	1	0	1	0	0	2	
			Women	0	0	0	0	0	0	6	0	0	6	
			Total	0	0	0	0	1	0	7	0	0	8	No
27.0101 Mathematics, General	5 - Bachelor's degree	2	Men	0	0	0	0	0	0	0	0	0	0	
			Women	0	0	0	0	0	0	0	0	0	0	
			Total	0	0	0	0	0	0	0	0	0	0	No
30.2001 International/Global Studies	5 - Bachelor's degree	1	Men	0	0	0	0	0	0	0	0	0	0	
			Women	0	0	0	0	0	0	0	0	0	0	
			Total	0	0	0	0	0	0	0	0	0	0	No
30.2001 International/Global Studies	5 - Bachelor's degree	2	Men	0	0	0	0	0	0	1	0	0	1	
			Women	0	0	0	0	0	0	0	0	0	0	
			Total	0	0	0	0	0	0	1	0	0	1	No
30.9999 Multi-/Interdisciplinary Studies, Other	5 - Bachelor's degree	1	Men	0	0	0	0	1	0	7	1	0	9	
			Women	0	0	0	0	0	0	2	0	0	2	
			Total	0	0	0	0	1	0	9	1	0	11	No
31.0504	5 - Bachelor's degree	1	Men	0	1	0	0	1	0	10	0	0	12	
			Women	0	0	0	0	0	0	4	0	0	4	

CIPCODE	Award Level	Major	Gender	Non Resident Alien	Hispanic / Latino	American Indian or Alaska Native	Asian	Black or African American	Native Hawaiian or Other Pacific Islander	White	Two or more Races	Race/ ethnicity unknown	Total	distance education program
Sport and Fitness Administration/Management			Total	0	1	0	0	1	0	14	0	0	16	No
31.0505 Kinesiology and Exercise Science	5 - Bachelor's degree	1	Men	0	0		2	0	1	0	3	0	6	
			Women	0	0		0	0	0	0	17	1	18	
			Total	0	0		2	0	1	0	20	1	24	No
31.0505 Kinesiology and Exercise Science	5 - Bachelor's degree	2	Men	0	0		0	0	0	0	0	0	0	
			Women	0	0		0	0	0	0	0	0	0	
			Total	0	0		0	0	0	0	0	0	0	No
38.0101 Philosophy	5 - Bachelor's degree	1	Men	0	0		0	0	0	0	0	0	0	
			Women	0	0		0	0	0	0	0	0	0	
			Total	0	0		0	0	0	0	0	0	0	No
38.0101 Philosophy	5 - Bachelor's degree	2	Men	0	0		0	0	0	0	0	0	0	
			Women	0	0		0	0	0	0	0	0	0	
			Total	0	0		0	0	0	0	0	0	0	No
40.0501 Chemistry, General	5 - Bachelor's degree	1	Men	0	0		0	0	0	0	2	0	2	
			Women	0	0		0	1	0	0	4	0	5	
			Total	0	0		0	1	0	0	6	0	7	No
40.0501 Chemistry, General	5 - Bachelor's degree	2	Men	0	0		0	0	0	0	1	0	1	
			Women	0	0		0	0	0	0	2	0	2	
			Total	0	0		0	0	0	0	3	0	3	No
40.0801 Physics, General	5 - Bachelor's degree	1	Men	0	0		0	0	0	0	0	0	0	
			Women	0	0		0	0	0	0	0	0	0	
			Total	0	0		0	0	0	0	0	0	0	No
42.0101 Psychology, General	5 - Bachelor's degree	1	Men	0	1		0	0	0	1	9	1	12	
			Women	1	1		3	0	1	1	41	1	49	
			Total	1	2		3	0	1	2	50	2	61	Yes
42.0101 Psychology, General	5 - Bachelor's degree	2	Men	0	0		0	0	0	0	0	0	0	
			Women	0	0		0	0	0	0	0	0	0	
			Total	0	0		0	0	0	0	0	0	0	Yes
42.2803 Counseling Psychology	7 - Master's degree	1	Men	0	0		0	0	0	0	0	0	0	
			Women	0	0		0	0	0	0	0	0	0	
			Total	0	0		0	0	0	0	0	0	0	No
43.0104 Criminal Justice/Safety Studies	3 - Associate's degree	1	Men	0	0		0	0	0	0	0	0	0	
			Women	0	0		0	0	0	0	0	0	0	
			Total	0	0		0	0	0	0	0	0	0	No
43.0104 Criminal Justice/Safety Studies	5 - Bachelor's degree	1	Men	0	1		2	0	2	0	22	3	31	
			Women	0	0		2	0	0	0	19	0	21	
			Total	0	1		4	0	2	0	41	3	52	Yes
43.0104 Criminal Justice/Safety Studies	5 - Bachelor's degree	2	Men	0	0		0	0	0	0	3	0	3	
			Women	0	0		0	0	0	0	4	1	5	
			Total	0	0		0	0	0	0	7	1	8	Yes
44.0701 Social Work	5 - Bachelor's degree	1	Men	0	0		0	1	1	0	1	0	4	
			Women	1	1		5	0	2	0	30	1	40	
			Total	1	1		5	1	3	0	31	1	44	Yes
44.0701 Social Work	5 - Bachelor's degree	2	Men	0	0		0	0	0	0	1	0	1	
			Women	0	0		0	0	0	0	0	0	0	

CIPCODE	Award Level	Major	Gender	Non Resident Alien	Hispanic / Latino	American Indian or Alaska Native	Asian	Black or African American	Native Hawaiian or Other Pacific Islander	White	Two or more Races	Race/ ethnicity unknown	Total	distance education program
			Total	0	0	0	0	0	0	1	0	0	1	Yes
45.0101 Social Sciences, General	5 - Bachelor's degree	1	Men	0	0	0	0	0	0	0	0	0	0	
			Women	0	0	0	0	0	0	1	0	0	1	
			Total	0	0	0	0	0	0	1	0	0	1	No
45.0101 Social Sciences, General	5 - Bachelor's degree	2	Men	0	0	0	0	0	0	0	0	0	0	
			Women	0	0	0	0	0	0	0	0	0	0	
			Total	0	0	0	0	0	0	0	0	0	0	No
45.0601 Economics, General	5 - Bachelor's degree	1	Men	0	0	0	0	0	0	2	0	0	2	
			Women	0	0	0	0	0	0	1	0	0	1	
			Total	0	0	0	0	0	0	3	0	0	3	No
45.0601 Economics, General	5 - Bachelor's degree	2	Men	0	0	0	0	0	0	2	0	0	2	
			Women	0	0	0	0	0	0	3	0	0	3	
			Total	0	0	0	0	0	0	5	0	0	5	No
45.0701 Geography	5 - Bachelor's degree	1	Men	0	0	0	0	0	0	1	0	0	1	
			Women	0	0	0	0	0	0	1	0	0	1	
			Total	0	0	0	0	0	0	2	0	0	2	No
45.0701 Geography	5 - Bachelor's degree	2	Men	0	0	0	0	0	0	0	0	0	0	
			Women	0	0	0	0	0	0	0	0	0	0	
			Total	0	0	0	0	0	0	0	0	0	0	No
45.1001 Political Science and Government, General	5 - Bachelor's degree	1	Men	0	0	0	1	0	0	1	0	0	2	
			Women	0	0	2	0	0	0	2	0	0	4	
			Total	0	0	2	1	0	0	3	0	0	6	No
45.1001 Political Science and Government, General	5 - Bachelor's degree	2	Men	0	0	0	0	0	0	0	0	0	0	
			Women	0	0	0	0	0	0	0	0	0	0	
			Total	0	0	0	0	0	0	0	0	0	0	No
45.1101 Sociology	5 - Bachelor's degree	1	Men	0	0	0	0	0	0	1	0	0	1	
			Women	0	0	0	0	0	0	1	0	0	1	
			Total	0	0	0	0	0	0	2	0	0	2	No
45.1101 Sociology	5 - Bachelor's degree	2	Men	0	0	0	0	0	0	0	0	0	0	
			Women	0	0	0	0	0	0	0	0	0	0	
			Total	0	0	0	0	0	0	0	0	0	0	No
46.0412 Building/Construction Site Management/Manager	5 - Bachelor's degree	1	Men	0	0	0	0	0	0	0	0	0	0	
			Women	0	0	0	0	0	0	0	0	0	0	
			Total	0	0	0	0	0	0	0	0	0	0	No
50.0401 Design and Visual Communications, General	5 - Bachelor's degree	1	Men	0	0	0	0	0	0	3	2	0	5	
			Women	2	0	0	0	0	0	9	0	0	11	
			Total	2	0	0	0	0	0	12	2	0	16	No
50.0401 Design and Visual Communications, General	5 - Bachelor's degree	2	Men	0	0	0	0	0	0	0	0	0	0	
			Women	0	0	0	0	0	0	0	0	0	0	
			Total	0	0	0	0	0	0	0	0	0	0	No
50.0402 Commercial and Advertising Art	5 - Bachelor's degree	1	Men	0	0	0	0	0	0	0	0	0	0	
			Women	0	0	0	0	0	0	0	0	0	0	
			Total	0	0	0	0	0	0	0	0	0	0	No
50.0402 Commercial and Advertising Art	5 - Bachelor's degree	2	Men	0	0	0	0	0	0	0	0	0	0	
			Women	0	0	0	0	0	0	0	0	0	0	
			Total	0	0	0	0	0	0	0	0	0	0	No

CIPCODE	Award Level	Major	Gender	Non Resident Alien	Hispanic / Latino	American Indian or Alaska Native	Asian	Black or African American	Native Hawaiian or Other Pacific Islander	White	Two or more Races	Race/ ethnicity unknown	Total	distance education program
50.0501 Drama and Dramatics/Theatre Arts, General	5 - Bachelor's degree	1	Men	0	0	0	0	0	0	0	0	0	0	
			Women	0	0	0	0	0	0	0	0	0	0	
			Total	0	0	0	0	0	0	0	0	0	0	No
50.0701 Art/Art Studies, General	5 - Bachelor's degree	1	Men	0	0	0	0	0	0	1	0	0	1	
			Women	0	0	0	0	0	0	0	0	0	0	
			Total	0	0	0	0	0	0	1	0	0	1	No
50.0701 Art/Art Studies, General	5 - Bachelor's degree	2	Men	0	0	0	0	0	0	0	0	0	0	
			Women	0	0	0	0	0	0	0	0	0	0	
			Total	0	0	0	0	0	0	0	0	0	0	No
50.0901 Music, General	5 - Bachelor's degree	1	Men	0	0	0	0	0	0	3	0	0	3	
			Women	0	0	0	0	0	0	5	0	0	5	
			Total	0	0	0	0	0	0	8	0	0	8	No
51.1005 Clinical Laboratory Science/Medical Technology/Technologist	5 - Bachelor's degree	1	Men	0	0	0	0	0	0	1	0	0	1	
			Women	0	0	0	0	0	0	0	0	0	0	
			Total	0	0	0	0	0	0	1	0	0	1	No
51.1005 Clinical Laboratory Science/Medical Technology/Technologist	5 - Bachelor's degree	2	Men	0	0	0	0	0	0	1	0	0	1	
			Women	0	0	0	0	0	0	2	0	0	2	
			Total	0	0	0	0	0	0	3	0	0	3	No
51.1501 Substance Abuse/Addiction Counseling	2 - Awards of at least 1 but less than 2 academic years	1	Men	0	0	0	0	0	0	0	0	0	0	
			Women	0	0	1	0	0	0	6	0	0	7	
			Total	0	0	1	0	0	0	6	0	0	7	No
51.2208 Community Health and Preventive Medicine	5 - Bachelor's degree	1	Men	0	0	0	0	0	0	1	0	0	1	
			Women	1	0	1	0	0	0	3	0	0	5	
			Total	1	0	1	0	0	0	4	0	0	6	No
51.2208 Community Health and Preventive Medicine	5 - Bachelor's degree	2	Men	0	0	0	0	0	0	0	0	0	0	
			Women	0	0	0	0	0	0	0	0	0	0	
			Total	0	0	0	0	0	0	0	0	0	0	No
51.3801 Registered Nursing/Registered Nurse	5 - Bachelor's degree	1	Men	0	0	0	1	2	0	18	0	0	21	
			Women	1	5	2	3	19	0	127	9	0	166	
			Total	1	5	2	4	21	0	145	9	0	187	Yes
51.3801 Registered Nursing/Registered Nurse	5 - Bachelor's degree	2	Men	0	0	0	0	0	0	0	0	0	0	
			Women	0	0	0	0	0	0	0	0	0	0	
			Total	0	0	0	0	0	0	0	0	0	0	Yes
52.0201 Business Administration and Management, General	5 - Bachelor's degree	1	Men	3	0	1	1	0	0	72	3	2	82	
			Women	5	0	2	1	0	0	53	1	0	62	
			Total	8	0	3	2	0	0	125	4	2	144	Yes
52.0201 Business Administration and Management, General	7 - Master's degree	1	Men	0	0	0	0	0	0	7	0	0	7	
			Women	1	0	0	0	0	0	8	0	0	9	
			Total	1	0	0	0	0	0	15	0	0	16	Yes
52.0201 Business Administration and Management, General	5 - Bachelor's degree	2	Men	0	0	0	0	0	0	0	0	0	0	
			Women	0	0	0	0	0	0	0	0	0	0	
			Total	0	0	0	0	0	0	0	0	0	0	Yes
52.0208	5 - Bachelor's degree	1	Men	0	0	0	0	0	0	10	0	0	10	
			Women	1	0	0	0	0	0	12	0	0	13	

CIPCODE	Award Level	Major	Gender	Non Resident Alien	Hispanic / Latino	American Indian or Alaska Native	Asian	Black or African American	Native Hawaiian or Other Pacific Islander	White	Two or more Races	Race/ ethnicity unknown	Total	distance education program
E-Commerce/Electronic Commerce			Total	1	0	0	0	0	0	22	0	0	23	Yes
52.0208 E-Commerce/Electronic Commerce	5 - Bachelor's degree	2	Men	0	0	0	0	0	0	0	0	0	0	
			Women	0	0	0	0	0	0	0	0	0	0	
			Total	0	0	0	0	0	0	0	0	0	0	Yes
52.0211 Project Management	5 - Bachelor's degree	1	Men	0	0	0	0	0	0	9	0	2	11	
			Women	0	0	0	0	0	0	2	0	0	2	
			Total	0	0	0	0	0	0	11	0	2	13	No
52.0211 Project Management	5 - Bachelor's degree	2	Men	0	0	0	0	0	0	0	0	0	0	
			Women	0	0	0	0	0	0	0	0	0	0	
			Total	0	0	0	0	0	0	0	0	0	0	No
52.0301 Accounting	5 - Bachelor's degree	1	Men	2	0	0	0	0	1	18	1	0	22	
			Women	0	0	0	0	0	0	29	0	0	29	
			Total	2	0	0	0	0	1	47	1	0	51	Yes
52.0301 Accounting	5 - Bachelor's degree	2	Men	0	0	0	0	0	0	3	0	0	3	
			Women	0	0	0	0	0	0	2	0	0	2	
			Total	0	0	0	0	0	0	5	0	0	5	Yes
52.1201 Management Information Systems, General	5 - Bachelor's degree	1	Men	0	0	0	0	0	0	0	0	0	0	
			Women	0	0	0	0	0	0	0	0	0	0	
			Total	0	0	0	0	0	0	0	0	0	0	No
54.0101 History, General	5 - Bachelor's degree	1	Men	0	0	0	0	0	0	1	0	0	1	
			Women	0	0	0	0	0	0	0	0	0	0	
			Total	0	0	0	0	0	0	1	0	0	1	No
54.0101 History, General	5 - Bachelor's degree	2	Men	0	0	0	0	0	0	0	0	0	0	
			Women	0	0	0	0	0	0	1	0	0	1	
			Total	0	0	0	0	0	0	1	0	0	1	No

Completions: total by first major

99.0000 Summary Grand Totals	Award Level	Nonresi- dent alien	Hispanic Latino	American Indian or Alaska Native	Asian	Black or African American	Native Hawaiian or Other Pacific Islander	White	Two or more Races	Race/ ethnicity unknown	Total	PY Total
Awards of less than 1 academic year	1											
Men		0	1	3	0	1	0	5	0	0	10	10
Women		0	1	0	0	0	0	13	0	0	14	16
Total		0	2	3	0	1	0	18	0	0	24	26
Awards of at least 1 but less than 2 academic years	2											
Men		0	0	0	0	0	0	0	0	0	0	0
Women		0	0	1	0	0	0	6	0	0	7	3
Total		0	0	1	0	0	0	6	0	0	7	3
Associate's degree	3											
Men		0	1	1	0	0	0	12	0	0	14	16
Women		0	0	2	0	0	0	21	1	0	24	27
Total		0	1	3	0	0	0	33	1	0	38	43
Bachelor's degree	5											
Men		9	3	8	5	10	2	321	12	8	378	386
Women		16	11	19	8	23	1	518	19	1	616	679
Total		25	14	27	13	33	3	839	31	9	994	1065
Postbaccalaureate certificates	6											
Men		0	0	0	0	0	0	2	0	0	2	1
Women		0	0	0	0	0	0	12	0	0	12	10
Total		0	0	0	0	0	0	14	0	0	14	11
Master's degree	7											
Men		0	1	1	0	0	0	23	0	0	25	23
Women		1	0	1	0	0	0	45	0	0	47	56
Total		1	1	2	0	0	0	68	0	0	72	79

Grand Total Men		9	6	13	5	11	2	363	12	8	429	436
Grand Total Women		17	12	23	8	23	1	615	20	1	720	791
Grand Total		26	18	36	13	34	3	978	32	9	1149	1227

PY Grand Total Men		8	8	6	2	8	0	378	15	11		436
PY Grand Total Women		8	17	25	9	18	0	683	23	8		791
PY Grand Total		16	25	31	11	26	0	1061	38	19		1227

Completions: total by second major

99.0000 Summary Grand Totals	Award Level	Nonresident alien	Hispanic Latino	American Indian or Alaska Native	Asian	Black or African American	Native Hawaiian or Other Pacific Islander	White	Two or more Races	Race/ethnicity unknown	Total	PY Total
Bachelor's degree	5											
Men		0	0	0	0	0	0	19	0	0	19	25
Women		0	0	0	0	0	0	22	1	0	23	17
Total		0	0	0	0	0	0	41	1	0	42	42

Grand Total Men		0	0	0	0	0	0	19	0	0	19	25
Grand Total Women		0	0	0	0	0	0	22	1	0	23	17
Grand Total		0	0	0	0	0	0	41	1	0	42	42

PY Grand Total Men		1	0	0	0	0	0	22	1	1		25
PY Grand Total Women		1	0	0	0	0	0	16	0	0		17
PY Grand Total		2	0	0	0	0	0	38	1	1		42

All Completers

Institutions must report the following information. (Some data will be pre-populated from the completions by CIP code data.)

All Completers

Number of students by gender and race and ethnicity earning an award between July 1, 2018 and June 30, 2019. Count each student only once, regardless of how many awards he/she earned. The intent of this screen is to collect an unduplicated count of total numbers of *completers*.

- Report Hispanic/Latino individuals of any race as Hispanic/Latino
- Report race for non-Hispanic/Latino individuals only

	Men		Women		Total Students
	Number of Students	Total Awards	Number of Students	Total Awards	
<u>Nonresident alien</u>	9	9	16	17	25
<u>Hispanic/Latino</u>	5	6	11	12	16
<u>American Indian or Alaska Native</u>	11	13	21	23	32
<u>Asian</u>	5	5	8	8	13
<u>Black or African American</u>	10	11	23	23	33
<u>Native Hawaiian or Other Pacific Islander</u>	2	2	1	1	3
<u>White</u>	355	363	581	615	936
<u>Two or more races</u>	12	12	20	20	32
<u>Race and ethnicity unknown</u>	8	8	1	1	9
TOTAL	417	429	682	720	1,099
PY TOTAL	422		758		1,180

Completers by Level

Institutions must report the number of students who earned an award by level. This screen will be shown for each of the following consolidated award levels for which there is a reported completion:

- Postsecondary awards, certificates, or diplomas of less than 1 academic year
 - Less than 900 clock hours, or
 - Less than 30 SEMESTER or TRIMESTER credit hours, or
 - Less than 45 QUARTER credit hours
- Postsecondary awards, certificates, or diplomas of at least 1 but less than 4 academic years
 - 900 or more clock hours, or
 - 30 or more SEMESTER or TRIMESTER credit hours, or
 - 45 or more QUARTER credit hours
- Associate's degrees
- Bachelor's degrees
- Master's degrees
- Doctor's degrees
- Postbaccalaureate and post-master's certificates

Postsecondary award, certificate, or diploma of less than 1 academic year:


Less than 900 clock hours, or less than 30 semester or trimester credit hours, or less than 45 quarter credit hours

Number of students by gender, by race and ethnicity, and by age earning this award between July 1, 2018 and June 30, 2019. Each student should be counted once per award level. For example, if a student earned a master's degree and a doctor's degree, he/she should be counted once in master's and once in doctor's. A student earning two master's degrees should be counted only once.

- Report Hispanic/Latino individuals of any race as Hispanic/Latino
- Report race for non-Hispanic/Latino individuals only

	Number of Students	Total Awards
By Gender		
Men	10	10
Women	14	14
TOTAL	24	24
PY TOTAL	26	
By Race/Ethnicity		
Nonresident alien	0	0
Hispanic/Latino	2	2

<u>American Indian or Alaska Native</u>	<input type="text" value="3"/>	3
<u>Asian</u>	<input type="text" value="0"/>	0
<u>Black or African American</u>	<input type="text" value="1"/>	1
<u>Native Hawaiian or Other Pacific Islander</u>	<input type="text" value="0"/>	0
<u>White</u>	<input type="text" value="18"/>	18
Two or more races	<input type="text" value="0"/>	0
<u>Race and ethnicity unknown</u>	<input type="text" value="0"/>	0
TOTAL	24	24

 By Age		
Under 18	<input type="text" value="0"/>	
18-24	<input type="text" value="21"/>	
25-39	<input type="text" value="2"/>	
40 and Above	<input type="text" value="1"/>	
Age Unknown	<input type="text" value="0"/>	
TOTAL	24	24

Completers by Level

Institutions must report the number of students who earned an award by level. This screen will be shown for each of the following consolidated award levels for which there is a reported completion:

- Postsecondary awards, certificates, or diplomas of less than 1 academic year
 - Less than 900 clock hours, or
 - Less than 30 SEMESTER or TRIMESTER credit hours, or
 - Less than 45 QUARTER credit hours
- Postsecondary awards, certificates, or diplomas of at least 1 but less than 4 academic years
 - 900 or more clock hours, or
 - 30 or more SEMESTER or TRIMESTER credit hours, or
 - 45 or more QUARTER credit hours
- Associate's degrees
- Bachelor's degrees
- Master's degrees
- Doctor's degrees
- Postbaccalaureate and post-master's certificates

Postsecondary award, certificate, or diploma of at least 1 but less than 4 academic years:
900 or more clock hours, or 30 or more semester or trimester credit hours, or 45 or more quarter credit hours

Number of students by gender, by race and ethnicity, and by age earning this award between July 1, 2018 and June 30, 2019. Each student should be counted once per award level. For example, if a student earned a master's degree and a doctor's degree, he/she should be counted once in master's and once in doctor's. A student earning two master's degrees should be counted only once.

- Report Hispanic/Latino individuals of any race as Hispanic/Latino
- Report race for non-Hispanic/Latino individuals only

	Number of Students	Total Awards
By Gender		
Men	<input type="text" value="0"/>	0
Women	<input type="text" value="7"/>	7
TOTAL	7	7
PY TOTAL	3	
By Race/Ethnicity		
Nonresident alien	<input type="text" value="0"/>	0
Hispanic/Latino	<input type="text" value="0"/>	0
American Indian or Alaska Native		1

	<div>1</div>	
<u>Asian</u>	<div>0</div>	0
<u>Black or African American</u>	<div>0</div>	0
<u>Native Hawaiian or Other Pacific Islander</u>	<div>0</div>	0
<u>White</u>	<div>6</div>	6
Two or more races	<div>0</div>	0
<u>Race and ethnicity unknown</u>	<div>0</div>	0
TOTAL	7	7
<div><div>?</div>By Age</div>		
Under 18	<div>0</div>	
18-24	<div>6</div>	
25-39	<div>1</div>	
40 and Above	<div>0</div>	
Age Unknown	<div>0</div>	
TOTAL	7	7

Completers by Level

Institutions must report the number of students who earned an award by level. This screen will be shown for each of the following consolidated award levels for which there is a reported completion:

- Postsecondary awards, certificates, or diplomas of less than 1 academic year
 - Less than 900 clock hours, or
 - Less than 30 SEMESTER or TRIMESTER credit hours, or
 - Less than 45 QUARTER credit hours
- Postsecondary awards, certificates, or diplomas of at least 1 but less than 4 academic years
 - 900 or more clock hours, or
 - 30 or more SEMESTER or TRIMESTER credit hours, or
 - 45 or more QUARTER credit hours
- Associate's degrees
- Bachelor's degrees
- Master's degrees
- Doctor's degrees
- Postbaccalaureate and post-master's certificates

Associate's degrees


Number of students by gender, by race and ethnicity, and by age earning this award between July 1, 2018 and June 30, 2019. Each student should be counted once per award level. For example, if a student earned a master's degree and a doctor's degree, he/she should be counted once in master's and once in doctor's. A student earning two master's degrees should be counted only once.

- Report Hispanic/Latino individuals of any race as Hispanic/Latino
- Report race for non-Hispanic/Latino individuals only

	Number of Students	Total Awards
By Gender		
Men	14	14
Women	24	24
TOTAL	38	38
PY TOTAL	43	
By Race/Ethnicity		
Nonresident alien	0	0
Hispanic/Latino	1	1
American Indian or Alaska Native	3	3

<u>Asian</u>	<input type="text" value="0"/>	0
<u>Black or African American</u>	<input type="text" value="0"/>	0
<u>Native Hawaiian or Other Pacific Islander</u>	<input type="text" value="0"/>	0
<u>White</u>	<input type="text" value="33"/>	33
Two or more races	<input type="text" value="1"/>	1
<u>Race and ethnicity unknown</u>	<input type="text" value="0"/>	0
TOTAL	38	38

--

 By Age		
Under 18	<input type="text" value="0"/>	
18-24	<input type="text" value="26"/>	
25-39	<input type="text" value="7"/>	
40 and Above	<input type="text" value="5"/>	
Age Unknown	<input type="text" value="0"/>	
TOTAL	38	38

Completers by Level

Institutions must report the number of students who earned an award by level. This screen will be shown for each of the following consolidated award levels for which there is a reported completion:

- Postsecondary awards, certificates, or diplomas of less than 1 academic year
 - Less than 900 clock hours, or
 - Less than 30 SEMESTER or TRIMESTER credit hours, or
 - Less than 45 QUARTER credit hours
- Postsecondary awards, certificates, or diplomas of at least 1 but less than 4 academic years
 - 900 or more clock hours, or
 - 30 or more SEMESTER or TRIMESTER credit hours, or
 - 45 or more QUARTER credit hours
- Associate's degrees
- Bachelor's degrees
- Master's degrees
- Doctor's degrees
- Postbaccalaureate and post-master's certificates

Bachelor's degrees


Number of students by gender, by race and ethnicity, and by age earning this award between July 1, 2018 and June 30, 2019. Each student should be counted once per award level. For example, if a student earned a master's degree and a doctor's degree, he/she should be counted once in master's and once in doctor's. A student earning two master's degrees should be counted only once.

- Report Hispanic/Latino individuals of any race as Hispanic/Latino
- Report race for non-Hispanic/Latino individuals only

	Number of Students	Total Awards
By Gender		
Men	376	378
Women	607	616
TOTAL	983	994
PY TOTAL	1,050	
By Race/Ethnicity		
Nonresident alien	24	25
Hispanic/Latino	14	14
American Indian or Alaska Native	26	27

<u>Asian</u>	<input type="text" value="13"/>	13
<u>Black or African American</u>	<input type="text" value="33"/>	33
<u>Native Hawaiian or Other Pacific Islander</u>	<input type="text" value="3"/>	3
<u>White</u>	<input type="text" value="830"/>	839
Two or more races	<input type="text" value="31"/>	31
<u>Race and ethnicity unknown</u>	<input type="text" value="9"/>	9
TOTAL	983	994

--

 By Age		
Under 18	<input type="text" value="0"/>	
18-24	<input type="text" value="581"/>	
25-39	<input type="text" value="309"/>	
40 and Above	<input type="text" value="92"/>	
Age Unknown	<input type="text" value="1"/>	
TOTAL	983	994

Completers by Level

Institutions must report the number of students who earned an award by level. This screen will be shown for each of the following consolidated award levels for which there is a reported completion:

- Postsecondary awards, certificates, or diplomas of less than 1 academic year
 - Less than 900 clock hours, or
 - Less than 30 SEMESTER or TRIMESTER credit hours, or
 - Less than 45 QUARTER credit hours
- Postsecondary awards, certificates, or diplomas of at least 1 but less than 4 academic years
 - 900 or more clock hours, or
 - 30 or more SEMESTER or TRIMESTER credit hours, or
 - 45 or more QUARTER credit hours
- Associate's degrees
- Bachelor's degrees
- Master's degrees
- Doctor's degrees
- Postbaccalaureate and post-master's certificates

Master's degrees

Number of students by gender, by race and ethnicity, and by age earning this award between July 1, 2018 and June 30, 2019. Each student should be counted once per award level. For example, if a student earned a master's degree and a doctor's degree, he/she should be counted once in master's and once in doctor's. A student earning two master's degrees should be counted only once.

- Report Hispanic/Latino individuals of any race as Hispanic/Latino
- Report race for non-Hispanic/Latino individuals only

	Number of Students	Total Awards
By Gender		
Men	25	25
Women	47	47
TOTAL	72	72
PY TOTAL	79	
By Race/Ethnicity		
<u>Nonresident alien</u>	1	1
<u>Hispanic/Latino</u>	1	1
<u>American Indian or Alaska Native</u>	2	2

<u>Asian</u>	<input type="text" value="0"/>	0
<u>Black or African American</u>	<input type="text" value="0"/>	0
<u>Native Hawaiian or Other Pacific Islander</u>	<input type="text" value="0"/>	0
<u>White</u>	<input type="text" value="68"/>	68
Two or more races	<input type="text" value="0"/>	0
<u>Race and ethnicity unknown</u>	<input type="text" value="0"/>	0
TOTAL	72	72

--

? By Age		
Under 18	<input type="text" value="0"/>	
18-24	<input type="text" value="4"/>	
25-39	<input type="text" value="42"/>	
40 and Above	<input type="text" value="26"/>	
Age Unknown	<input type="text" value="0"/>	
TOTAL	72	72

Completers by Level

Institutions must report the number of students who earned an award by level. This screen will be shown for each of the following consolidated award levels for which there is a reported completion:

- Postsecondary awards, certificates, or diplomas of less than 1 academic year
 - Less than 900 clock hours, or
 - Less than 30 SEMESTER or TRIMESTER credit hours, or
 - Less than 45 QUARTER credit hours
- Postsecondary awards, certificates, or diplomas of at least 1 but less than 4 academic years
 - 900 or more clock hours, or
 - 30 or more SEMESTER or TRIMESTER credit hours, or
 - 45 or more QUARTER credit hours
- Associate's degrees
- Bachelor's degrees
- Master's degrees
- Doctor's degrees
- Postbaccalaureate and post-master's certificates


Postbaccalaureate
and post-master's
certificates

Number of students by gender, by race and ethnicity, and by age earning this award between July 1, 2018 and June 30, 2019. Each student should be counted once per award level. For example, if a student earned a master's degree and a doctor's degree, he/she should be counted once in master's and once in doctor's. A student earning two master's degrees should be counted only once.

- Report Hispanic/Latino individuals of any race as Hispanic/Latino
- Report race for non-Hispanic/Latino individuals only

	Number of Students	Total Awards
By Gender		
Men	<input type="text" value="2"/>	2
Women	<input type="text" value="12"/>	12
TOTAL	14	14
PY TOTAL	11	
By Race/Ethnicity		
Nonresident alien	<input type="text" value="0"/>	0
Hispanic/Latino	<input type="text" value="0"/>	0

<u>American Indian or Alaska Native</u>	<input type="text" value="0"/>	0
<u>Asian</u>	<input type="text" value="0"/>	0
<u>Black or African American</u>	<input type="text" value="0"/>	0
<u>Native Hawaiian or Other Pacific Islander</u>	<input type="text" value="0"/>	0
<u>White</u>	<input type="text" value="14"/>	14
Two or more races	<input type="text" value="0"/>	0
<u>Race and ethnicity unknown</u>	<input type="text" value="0"/>	0
TOTAL	14	14

 By Age		
Under 18	<input type="text" value="0"/>	
18-24	<input type="text" value="1"/>	
25-39	<input type="text" value="10"/>	
40 and Above	<input type="text" value="3"/>	
Age Unknown	<input type="text" value="0"/>	
TOTAL	14	14

Prepared by

The name of the preparer is being collected so that we can follow up with the appropriate person in the event that there are questions concerning the data. The Keyholder will be copied on all email correspondence to other preparers.

The time it took to prepare this component is being collected so that we can continue to improve our estimate of the reporting burden associated with IPEDS. Please include in your estimate the time it took for you to review instructions, query and search data sources, complete and review the component, and submit the data through the Data Collection System.

Thank you for your assistance.

This survey component was prepared by:

<input type="radio"/>	Keyholder	<input type="radio"/>	SFA Contact	<input type="radio"/>	HR Contact
<input type="radio"/>	Finance Contact	<input type="radio"/>	Academic Library Contact	<input type="radio"/>	Other
Name:	<input type="text"/>				
Email:	<input type="text"/>				

How many staff from your institution only were involved in the data collection and reporting process of this survey component?

<input type="text"/>	Number of Staff (including yourself)
----------------------	--------------------------------------

How many hours did you and others from your institution only spend on each of the steps below when responding to this survey component?

Exclude the hours spent collecting data for state and other reporting purposes.

Staff member	Collecting Data Needed		Revising Data to Match IPEDS Requirements		Entering Data		Revising and Locking Data	
Your office	<input type="text"/>	hours	<input type="text"/>	hours	<input type="text"/>	hours	<input type="text"/>	hours
Other offices	<input type="text"/>	hours	<input type="text"/>	hours	<input type="text"/>	hours	<input type="text"/>	hours

Summary

IPEDS collects important information regarding your institution. All data reported in IPEDS survey components become available in the IPEDS Data Center and appear as aggregated data in various Department of Education reports. Additionally, some of the reported data appears specifically for your institution through the College Navigator website and is included in your institution's Data Feedback Report (DFR). The purpose of this summary is to provide you an opportunity to view some of the data that, when accepted through the IPEDS quality control process, will appear on the College Navigator website and/or your DFR. College Navigator is updated approximately three months after the data collection period closes and Data Feedback Reports will be available through the [Data Center](#) and sent to your institution's CEO in November 2019.

Please review your data for accuracy. If you have questions about the data displayed below after reviewing the data reported on the survey screens, please contact the IPEDS Help Desk at: 1-877-225-2568 or ipedshelp@rti.org.

Summary of Completions Data

Award Level	Number of Completions	
	1 st major	2 nd major
<u>Postsecondary award, certificate, or diploma (less than 1 academic year)</u>	24	0
<u>Postsecondary award, certificate, or diploma (at least 1 but less than 2 academic years)</u>	7	0
<u>Associate's degree</u>	38	0
<u>Bachelors degree or equivalent</u>	994	42
<u>Postbaccalaureate certificate</u>	14	0
<u>Master's degree</u>	72	0
Total number of degrees and certificates	1,149	

Summary of Completers Data

	Number of Students		
	Men	Women	Total
All Completers	417	682	1,099

Completions

Bemidji State University (173124)

Source	Description	Severity	Resolved	Options
Global Edits				
Perform Edits	You did not visit the "Prepared by" screen. It is not mandatory that you complete this screen, but these data are being collected so that we can continue to improve our estimate of the reporting burden associated with IPEDS. The "Prepared by" screen can be accessed from the Completions Survey main screen. (Error #10736)	Confirmation	Yes	